

JPMorgan Chase Financial Company LLC
Structured Investments**\$2,338,000 (SX5E Notes); \$1,636,000 (RTY Notes); \$2,257,000 (SPX Notes); \$1,546,000 (EFA Notes); \$1,231,000 (EEM Notes)
Capped Buffered Return Enhanced Notes due June 5, 2019**

Fully and Unconditionally Guaranteed by JPMorgan Chase & Co.

- This pricing supplement relates to five separate note offerings, each linked to the performance of a different Underlying:
 - Capped Buffered Return Enhanced Notes Linked to the EURO STOXX 50[®] Index ("SX5E Notes")
 - Capped Buffered Return Enhanced Notes Linked to the Russell 2000[®] Index ("RTY Notes")
 - Capped Buffered Return Enhanced Notes Linked to the S&P 500[®] Index ("SPX Notes")
 - Capped Buffered Return Enhanced Notes Linked to the iShares[®] MSCI EAFE ETF ("EFA Notes")
 - Capped Buffered Return Enhanced Notes Linked to the iShares[®] MSCI Emerging Markets ETF ("EEM Notes")

Each issue of offered notes is linked to one, and only one, Underlying. While you may participate in one or more of the offerings, this pricing supplement does not offer notes linked to a basket of the Underlyings.

- The notes are designed for investors who seek a return of 2.00 times any appreciation of the Underlying, up to a maximum return, at maturity.
- Investors should be willing to forgo interest and dividend payments and be willing to lose up to 90% of their principal.
- The notes are unsecured and unsubordinated obligations of JPMorgan Chase Financial Company LLC, which we refer to as JPMorgan Financial, the payment on which is fully and unconditionally guaranteed by JPMorgan Chase & Co. **Any payment on the notes is subject to the credit risk of JPMorgan Financial, as issuer of the notes, and the credit risk of JPMorgan Chase & Co., as guarantor of the notes.**
- Minimum denominations of \$1,000 and integral multiples thereof
- The notes priced on May 31, 2017 and are expected to settle on or about June 5, 2017.

Underlying	Bloomberg Ticker	Initial Value	Maximum Return / Maximum Payment at Maturity per \$1,000 Principal Amount Note*	CUSIP
EURO STOXX 50 [®] Index	SX5E	3,554.59	33.00% / \$1,330.00	46646QSG1
Russell 2000 [®] Index	RTY	1,370.208	20.75% / \$1,207.50	46646QSD8
S&P 500 [®] Index	SPX	2,411.80	16.50% / \$1,165.00	46646QSC0
iShares [®] MSCI EAFE ETF	EFA	\$66.06	19.75% / \$1,197.50	46646QSE6
iShares [®] MSCI Emerging Markets ETF	EEM	\$41.20	21.00% / \$1,210.00	46646QSF3

Investing in the notes involves a number of risks. See "Risk Factors" beginning on page PS-10 of the accompanying product supplement, "Risk Factors" beginning on page US-2 of the accompanying underlying supplement and "Selected Risk Considerations" beginning on page PS-3 of this pricing supplement.

Neither the Securities and Exchange Commission (the "SEC") nor any state securities commission has approved or disapproved of the notes or passed upon the accuracy or the adequacy of this pricing supplement or the accompanying product supplement, underlying supplement, prospectus supplement and prospectus. Any representation to the contrary is a criminal offense.

	Price to Public (1)	Fees and Commissions (2)	Proceeds to Issuer
SX5E Notes (per note / total)	\$1,000 / \$2,338,000	\$3.6925 / \$8,633.00	\$996.3075 / \$2,329,367.00
RTY Notes (per note / total)	\$1,000 / \$1,636,000	\$3.6222 / \$5,926.00	\$996.3778 / \$1,630,074.00
SPX Notes (per note / total)	\$1,000 / \$2,257,000	\$3.8502 / \$8,690.00	\$996.1498 / \$2,248,310.00
EFA Notes (per note / total)	\$1,000 / \$1,546,000	\$4.6433 / \$7,178.50	\$995.3567 / \$1,538,821.50
EEM Notes (per note / total)	\$1,000 / \$1,231,000	\$3.7088 / \$4,565.50	\$996.2912 / \$1,226,434.50

(1) See "Supplemental Use of Proceeds" in this pricing supplement for information about the components of the price to public of the notes.

(2) J.P. Morgan Securities LLC, which we refer to as JPMS, acting as agent for JPMorgan Financial, will pay all of the selling commissions it receives from us to other affiliated or unaffiliated dealers. These selling commissions will vary and will be up to \$6.00 per \$1,000 principal amount of SPX Notes, RTY Notes, SX5E Notes, EFA Notes and EEM Notes, respectively. See "Plan of Distribution (Conflicts of Interest)" in the accompanying product supplement.

The estimated value of the notes, when the terms of the notes were set, was \$987.70, \$988.50, \$990.70, \$987.30 and \$983.00 per \$1,000 principal amount of SX5E Notes, RTY Notes, SPX Notes, EFA Notes and EEM Notes, respectively. See “The Estimated Value of the Notes” in this pricing supplement for additional information.

The notes are not bank deposits, are not insured by the Federal Deposit Insurance Corporation or any other governmental agency and are not obligations of, or guaranteed by, a bank.

*This pricing supplement amends and restates and supersedes the original pricing supplement related hereto dated May 31, 2017 to product supplement no. 4-I in its entirety (the original pricing supplement is available on the SEC website at <http://www.sec.gov/Archives/edgar/data/19617/000114036117023431/form424b2.htm>).

Pricing supplement to product supplement no. 4-I dated April 15, 2016, underlying supplement no. 1-I dated April 15, 2016 and the prospectus and prospectus supplement, each dated April 15, 2016

General Key Terms

Issuer: JPMorgan Chase Financial Company LLC, an indirect, wholly owned finance subsidiary of JPMorgan Chase & Co.

Guarantor: JPMorgan Chase & Co.

Underlying: As specified on the cover of this pricing supplement

We refer to the EURO STOXX 50[®] Index, the Russell 2000[®] Index, and the S&P 500[®] Index as each, an “Index” and collectively, the “Indices.” We refer to the iShares[®] MSCI EAFE ETF and the iShares[®] MSCI Emerging Markets ETF as each, a “Fund” and collectively, the “Funds.” We refer to the Indices and Funds as each, an “Underlying” and collectively, the “Underlyings.”

Upside Leverage Factor: 2.00

Maximum Return: As specified on the cover of this pricing supplement

Buffer Amount: 10.00%

Pricing Date: May 31, 2017

Original Issue Date (Settlement Date): On or about June 5, 2017

Observation Date*: May 31, 2019

Maturity Date*: June 5, 2019

* Subject to postponement in the event of a market disruption event and as described under “General Terms of Notes — Postponement of a Determination Date — Notes Linked to a Single Underlying — Notes Linked to a Single Underlying (Other Than a Commodity Index)” and “General Terms of Notes — Postponement of a Payment Date” in the accompanying product supplement

Payment at Maturity: If the Final Value is greater than the Initial Value, your payment at maturity per \$1,000 principal amount note will be calculated as follows:

$$\$1,000 + (\$1,000 \times \text{Underlying Return} \times \text{Upside Leverage Factor}),$$

subject to the Maximum Return

If the Final Value is equal to the Initial Value or is less than the Initial Value by up to the Buffer Amount, you will receive the principal amount of your notes at maturity.

If the Final Value is less than the Initial Value by more than the Buffer Amount, your payment at maturity per \$1,000 principal amount note will be calculated as follows:

$$\$1,000 + [\$1,000 \times (\text{Underlying Return} + \text{Buffer Amount})]$$

If the Final Value is less than the Initial Value by more than the Buffer Amount, you will lose some or most of your principal amount at maturity.

Underlying Return: With respect to each Underlying,

$$\frac{(\text{Final Value} - \text{Initial Value})}{\text{Initial Value}}$$

Initial Value: With respect to each Underlying, the closing value of that Underlying on the Pricing Date, as specified on the cover of this pricing supplement

Final Value: With respect to each Underlying, the closing value of that Underlying on the Observation Date

Share Adjustment Factor: With respect to each Fund, the Share Adjustment Factor is referenced in determining the closing value of that Fund and is set equal to 1.0 on the Pricing Date. The Share Adjustment Factor of each Fund is subject to adjustment upon the occurrence of certain events affecting that Fund. See “The Underlyings – Funds – Anti-Dilution Adjustments” in the accompanying product supplement for further information.

Supplemental Terms of the Notes

All references in this pricing supplement to the closing value of each Index mean the closing level of that Index as defined in the accompanying product supplement, and all references in this pricing supplement to the closing value of each Fund mean the closing price of one share of that Fund as defined in the accompanying product supplement.

Hypothetical Payout Profile

The following table illustrates the hypothetical total return at maturity on **hypothetical notes linked to a hypothetical Underlying** and **may not reflect the actual terms of any note offered by this pricing supplement**. See the cover of this pricing supplement and “General Key Terms” in this pricing supplement for the actual terms of each note offered by this pricing supplement. The “total return” as used in this pricing supplement is the number, expressed as a percentage, that results from comparing the payment at maturity per \$1,000 principal amount note to \$1,000. The hypothetical total returns set forth below assume the following:

- an Initial Value of 100.00;
- an Upside Leverage Factor of 2.00;
- a Maximum Return of 15.00%; and
- a Buffer Amount of 10.00%.

The hypothetical Initial Value of 100.00 has been chosen for illustrative purposes only and does not represent the actual Initial Value. The actual Initial Value is the closing value of the Underlying on the Pricing Date and is specified on the cover of this pricing supplement. For historical data regarding the actual closing values of the Underlying, please see the historical information set forth under “The Underlyings” in this pricing supplement.

Each hypothetical total return or hypothetical payment at maturity set forth below is for illustrative purposes only and may not be the actual total return or payment at maturity applicable to a purchaser of the notes. The numbers appearing in the following table have been rounded for ease of analysis.

Final Value	Underlying Return	Total Return on the Notes	Payment at Maturity
180.00	80.00%	15.00%	\$1,150.00
165.00	65.00%	15.00%	\$1,150.00
150.00	50.00%	15.00%	\$1,150.00
140.00	40.00%	15.00%	\$1,150.00
130.00	30.00%	15.00%	\$1,150.00
120.00	20.00%	15.00%	\$1,150.00
115.00	15.00%	15.00%	\$1,150.00
110.00	10.00%	15.00%	\$1,150.00
107.50	7.50%	15.00%	\$1,150.00
105.00	5.00%	10.00%	\$1,100.00
101.00	1.00%	2.00%	\$1,020.00
100.00	0.00%	0.00%	\$1,000.00
95.00	-5.00%	0.00%	\$1,000.00
90.00	-10.00%	0.00%	\$1,000.00
85.00	-15.00%	-5.00%	\$950.00
80.00	-20.00%	-10.00%	\$900.00
70.00	-30.00%	-20.00%	\$800.00
60.00	-40.00%	-30.00%	\$700.00
50.00	-50.00%	-40.00%	\$600.00
40.00	-60.00%	-50.00%	\$500.00
30.00	-70.00%	-60.00%	\$400.00
20.00	-80.00%	-70.00%	\$300.00
10.00	-90.00%	-80.00%	\$200.00
0.00	-100.00%	-90.00%	\$100.00

How the Notes Work

Upside Scenario:

If the Final Value is greater than the Initial Value, investors will receive at maturity the \$1,000 principal amount *plus* a return equal to the Underlying Return *times* the Upside Leverage Factor of 2.00, up to the Maximum Return. Assuming a hypothetical Maximum Return of 15.00%:

- if the closing value of the Underlying increases 5.00%, investors will receive at maturity a 10.00% return, or \$1,100.00 per \$1,000 principal amount note; or
- if the closing value of the Underlying increases 30.00%, investors will receive at maturity a return equal to the 15.00% Maximum Return, or \$1,150.00 per \$1,000 principal amount note, which is the maximum payment at maturity.

Par Scenario:

If the Final Value is equal to the Initial Value or is less than the Initial Value by up to the Buffer Amount of 10.00%, investors will receive at maturity the principal amount of their notes.

Downside Scenario:

If the Final Value is less than the Initial Value by more than the Buffer Amount of 10.00%, investors will lose 1% of the principal amount of their notes for every 1% that the Final Value is less than the Initial Value by more than the Buffer Amount.

- For example, if the closing value of the Underlying declines 50.00%, investors will lose 40.00% of their principal amount and receive only \$600.00 per \$1,000 principal amount note at maturity, calculated as follows:

$$\$1,000 + [\$1,000 \times (-50.00\% + 10.00\%)] = \$600.00$$

The hypothetical returns and hypothetical payments on the notes shown above apply **only if you hold the notes for their entire term**. These hypotheticals do not reflect the fees or expenses that would be associated with any sale in the secondary market. If these fees and expenses were included, the hypothetical returns and hypothetical payments shown above would likely be lower.

Selected Risk Considerations

An investment in the notes involves significant risks. These risks are explained in more detail in the “Risk Factors” sections of the accompanying product supplement and underlying supplement.

Risks Relating to the Notes Generally

- **YOUR INVESTMENT IN THE NOTES MAY RESULT IN A LOSS —**

The notes do not guarantee any return of principal. If the Final Value is less than the Initial Value by more than 10.00%, you will lose 1% of the principal amount of your notes for every 1% that the Final Value is less than the Initial Value by more than 10.00%. Accordingly, under these circumstances, you will lose up to 90.00% of your principal amount at maturity.

- **YOUR MAXIMUM GAIN ON THE NOTES IS LIMITED BY THE MAXIMUM RETURN,**

regardless of the appreciation of the Underlying, which may be significant.

- **CREDIT RISKS OF JPMORGAN FINANCIAL AND JPMORGAN CHASE & CO. —**

Investors are dependent on our and JPMorgan Chase & Co.’s ability to pay all amounts due on the notes. Any actual or potential change in our or JPMorgan Chase & Co.’s creditworthiness or credit spreads, as determined by the market for taking that credit risk, is likely to adversely affect the value of the notes. If we and JPMorgan Chase & Co. were to default on our payment obligations, you may not receive any amounts owed to you under the notes and you could lose your entire investment.

- **AS A FINANCE SUBSIDIARY, JPMORGAN FINANCIAL HAS NO INDEPENDENT OPERATIONS AND HAS LIMITED ASSETS —**

As a finance subsidiary of JPMorgan Chase & Co., we have no independent operations beyond the issuance and administration of our securities. Aside from the initial capital contribution from JPMorgan Chase & Co., substantially all of our assets relate to obligations of our affiliates to make payments under loans made by us or other intercompany agreements. As a result, we are dependent upon payments from our affiliates to meet our obligations under the notes. If these affiliates do not make payments to us and we fail to make payments on the notes, you may have to seek payment under the related guarantee by JPMorgan Chase & Co., and that guarantee will rank *pari passu* with all other unsecured and unsubordinated obligations of JPMorgan Chase & Co.

- **POTENTIAL CONFLICTS —**

We and our affiliates play a variety of roles in connection with the notes. In performing these duties, our and JPMorgan Chase & Co.’s economic interests are potentially adverse to your interests as an investor in the notes. It is possible that hedging or trading activities of ours or our affiliates in connection with the notes could result in substantial returns for us or our affiliates while the value of the notes declines. Please refer to “Risk Factors — Risks Relating to Conflicts of Interest” in the accompanying product supplement.

- **THE NOTES DO NOT PAY INTEREST.**

- **YOU WILL NOT RECEIVE DIVIDENDS ON ANY FUND OR THE SECURITIES INCLUDED IN OR HELD BY ANY UNDERLYING OR HAVE ANY RIGHTS WITH RESPECT TO ANY FUND OR THOSE SECURITIES.**

- **LACK OF LIQUIDITY —**

The notes will not be listed on any securities exchange. Accordingly, the price at which you may be able to trade your notes is likely to depend on the price, if any, at which JPMS is willing to buy the notes. You may not be able to sell your notes. The notes are not designed to be short-term trading instruments. Accordingly, you should be able and willing to hold your notes to maturity.

- **THE ESTIMATED VALUE OF THE NOTES IS LOWER THAN THE ORIGINAL ISSUE PRICE (PRICE TO PUBLIC) OF THE NOTES —**

The estimated value of the notes is only an estimate determined by reference to several factors. The original issue price of the notes exceeds the estimated value of the notes because costs associated with selling, structuring and hedging the notes are included in the original issue price of the notes. These costs include the selling commissions, the projected profits, if any, that our affiliates expect to realize for assuming risks inherent in hedging our obligations under the notes and the estimated cost of hedging our obligations under the notes. See “The Estimated Value of the Notes” in this pricing supplement.

- **THE ESTIMATED VALUE OF THE NOTES DOES NOT REPRESENT FUTURE VALUES OF THE NOTES AND MAY DIFFER FROM OTHERS’ ESTIMATES —**

See “The Estimated Value of the Notes” in this pricing supplement.

- **THE ESTIMATED VALUE OF THE NOTES IS DERIVED BY REFERENCE TO AN INTERNAL FUNDING RATE —**

The internal funding rate used in the determination of the estimated value of the notes is based on, among other things, our and our affiliates’ view of the funding value of the notes as well as the higher issuance, operational and ongoing liability management costs of the notes in comparison to those costs for the conventional fixed-rate debt of JPMorgan Chase & Co. The use of an internal funding rate and any potential changes to that rate may have an adverse effect on the terms of the notes and any secondary market prices of the notes. See “The Estimated Value of the Notes” in this pricing supplement.

- **THE VALUE OF THE NOTES AS PUBLISHED BY JPMS (AND WHICH MAY BE REFLECTED ON CUSTOMER ACCOUNT STATEMENTS) MAY BE HIGHER THAN THE THEN-CURRENT ESTIMATED VALUE OF THE NOTES FOR A LIMITED TIME PERIOD —**

We generally expect that some of the costs included in the original issue price of the notes will be partially paid back to you in connection with any repurchases of your notes by JPMS in an amount that will decline to zero over an initial predetermined period. See “Secondary Market Prices of the Notes” in this pricing supplement for additional information relating to this initial period. Accordingly, the estimated value of your notes during this initial period may be lower than the value of the notes as published by JPMS (and which may be shown on your customer account statements).

- **SECONDARY MARKET PRICES OF THE NOTES WILL LIKELY BE LOWER THAN THE ORIGINAL ISSUE PRICE OF THE NOTES —**

Any secondary market prices of the notes will likely be lower than the original issue price of the notes because, among other things, secondary market prices take into account our internal secondary market funding rates for structured debt issuances and, also, because secondary market prices (a) exclude selling commissions and (b) may exclude projected hedging profits, if any, and estimated hedging costs that are included in the original issue price of the notes. As a result, the price, if any, at which JPMS will be willing to buy the notes from you in secondary market transactions, if at all, is likely to be lower than the original issue price. Any sale by you prior to the Maturity Date could result in a substantial loss to you.

- **SECONDARY MARKET PRICES OF THE NOTES WILL BE IMPACTED BY MANY ECONOMIC AND MARKET FACTORS —**

The secondary market price of the notes during their term will be impacted by a number of economic and market factors, which may either offset or magnify each other, aside from the selling commissions, projected hedging profits, if any, estimated hedging costs and the value of the Underlying. Additionally, independent pricing vendors and/or third party broker-dealers may publish a price for the notes, which may also be reflected on customer account statements. This price may be different (higher or lower) than the price of the notes, if any, at which JPMS may be willing to purchase your notes in the secondary market. See “Risk Factors — Risks Relating to the Estimated Value and Secondary Market Prices of the Notes — Secondary market prices of the notes will be impacted by many economic and market factors” in the accompanying product supplement.

Risks Relating to the Individual Offerings

- **WITH RESPECT TO THE SPX NOTES, JPMORGAN CHASE & CO. IS CURRENTLY ONE OF THE COMPANIES THAT MAKE UP THE S&P 500® INDEX,**

but JPMorgan Chase & Co. will not have any obligation to consider your interests in taking any corporate action that might affect the value of the S&P 500® Index.

- **THE RTY NOTES ARE SUBJECT TO RISKS ASSOCIATED WITH SMALL CAPITALIZATION STOCKS —**

Small capitalization companies may be less able to withstand adverse economic, market, trade and competitive conditions relative to larger companies. Small capitalization companies are less likely to pay dividends on their stocks, and the presence of a dividend payment could be a factor that limits downward stock price pressure under adverse market conditions.

- **THE SX5E NOTES, THE EFA NOTES AND THE EEM NOTES ARE SUBJECT TO NON-U.S. SECURITIES RISK —**

The equity securities included in the EURO STOXX 50[®] Index or held by a Fund have been issued by non-U.S. companies. Investments in securities linked to the value of such non-U.S. equity securities involve risks associated with the securities markets in the home countries of the issuers of those non-U.S. equity securities. Also, there is generally less publicly available information about companies in some of these jurisdictions than there is about U.S. companies that are subject to the reporting requirements of the SEC.

- **THE EEM NOTES ARE SUBJECT TO EMERGING MARKETS RISK —**

The equity securities held by the iShares[®] MSCI Emerging Markets ETF have been issued by non-U.S. companies located in emerging markets countries. Countries with emerging markets may have relatively unstable governments, may present the risks of nationalization of businesses, restrictions on foreign ownership and prohibitions on the repatriation of assets, and may have less protection of property rights than more developed countries. The economies of countries with emerging markets may be based on only a few industries, may be highly vulnerable to changes in local or global trade conditions, and may suffer from extreme and volatile debt burdens or inflation rates. Local securities markets may trade a small number of securities and may be unable to respond effectively to increases in trading volume, potentially making prompt liquidation of holdings difficult or impossible at times.

- **THE SX5E NOTES PROVIDE NO DIRECT EXPOSURE TO FLUCTUATIONS IN FOREIGN EXCHANGE RATES —**

The value of your notes will not be adjusted for exchange rate fluctuations between the U.S. dollar and the currencies upon which the equity securities included in the EURO STOXX 50[®] Index are based, although any currency fluctuations could affect the performance of the EURO STOXX 50[®] Index.

- **THE EFA NOTES AND THE EEM NOTES ARE SUBJECT TO CURRENCY EXCHANGE RISK —**

Because the prices of the equity securities held by each Fund are converted into U.S. dollars for purposes of calculating the net asset value of that Fund, holders of the notes will be exposed to currency exchange rate risk with respect to each of the currencies in which the equity securities held by that Fund trade. Your net exposure will depend on the extent to which those currencies strengthen or weaken against the U.S. dollar and the relative weight of equity securities held by a Fund denominated in each of those currencies. If, taking into account the relevant weighting, the U.S. dollar strengthens against those currencies, the price of a Fund will be adversely affected and any payment on the notes may be reduced.

- **THE EFA NOTES AND THE EEM NOTES ARE SUBJECT TO RISKS ASSOCIATED WITH THE FUNDS —**

Each Fund is subject to management risk, which is the risk that the investment strategies of that Fund's investment adviser, the implementation of which is subject to a number of constraints, may not produce the intended results. These constraints could adversely affect the market price of the shares of each Fund and, consequently, the value of the notes.

- **WITH RESPECT TO THE EFA NOTES AND THE EEM NOTES, THE PERFORMANCE AND MARKET VALUE OF EACH FUND, PARTICULARLY DURING PERIODS OF MARKET VOLATILITY, MAY NOT CORRELATE WITH THE PERFORMANCE OF THAT FUND'S UNDERLYING INDEX AS WELL AS THE NET ASSET VALUE PER SHARE —**

Each Fund does not fully replicate its Underlying Index (as defined under "The Underlyings" below) and may hold securities different from those included in its Underlying Index. In addition, the performance of each Fund will reflect additional transaction costs and fees that are not included in the calculation of its Underlying Index. All of these factors may lead to a lack of correlation between the performance of each Fund and its Underlying Index. In addition, corporate actions with respect to the equity securities underlying a Fund (such as mergers and spin-offs) may impact the variance between the performances of that Fund and its Underlying Index. Finally, because the shares in each Fund are traded on a securities exchange and are subject to market supply and investor demand, the market value of one share of each Fund may differ from the net asset value per share of that Fund.

During periods of market volatility, securities underlying each Fund may be unavailable in the secondary market, market participants may be unable to calculate accurately the net asset value per share of that Fund and the liquidity of that Fund may be adversely affected. This kind of market volatility may also disrupt the ability of market participants to create and redeem shares of a Fund. Further, market volatility may adversely affect, sometimes materially, the prices at which market participants are willing to buy and sell shares of a Fund. As a result, under these circumstances, the market value of shares of a Fund may vary substantially from the net asset value per share of that Fund. For all of the foregoing reasons, the performance of each Fund may not correlate with the performance of its Underlying Index as well as the net asset value per share of that Fund, which could materially and adversely affect the value of the notes in the secondary market and/or reduce any payments on the notes.

- **WITH RESPECT TO THE EFA NOTES AND THE EEM NOTES, THE ANTI-DILUTION PROTECTION FOR THE FUNDS IS LIMITED —**

The calculation agent will make adjustments to the Share Adjustment Factor for each Fund for certain events affecting the shares of that Fund. However, the calculation agent will not make an adjustment in response to all events that could affect the shares of a Fund. If an event occurs that does not require the calculation agent to make an adjustment, the value of the notes may be materially and adversely affected.

The Underlyings

The EURO STOXX 50[®] Index consists of 50 component stocks of market sector leaders from within the Eurozone. The Index and STOXX are the intellectual property (including registered trademarks) of STOXX Limited, Zurich, Switzerland and/or its licensors (the “Licensors”), which are used under license. The notes based on the Index are in no way sponsored, endorsed, sold or promoted by STOXX Limited and its Licensors and neither STOXX Limited nor any of its Licensors shall have any liability with respect thereto. For additional information about the EURO STOXX 50[®] Index, see “Equity Index Descriptions — The EURO STOXX 50[®] Index” in the accompanying underlying supplement.

The Russell 2000[®] Index consists of the middle 2,000 companies included in the Russell 3000ETM Index and, as a result of the index calculation methodology, consists of the smallest 2,000 companies included in the Russell 3000[®] Index. The Russell 2000[®] Index is designed to track the performance of the small capitalization segment of the U.S. equity market. For additional information about the Russell 2000[®] Index, see “Equity Index Descriptions — The Russell Indices” in the accompanying underlying supplement.

The S&P 500[®] Index consists of stocks of 500 companies selected to provide a performance benchmark for the U.S. equity markets. For additional information about the S&P 500[®] Index, see “Equity Index Descriptions — The S&P U.S. Indices” in the accompanying underlying supplement.

The iShares[®] MSCI EAFE ETF is an exchange-traded fund of iShares[®] Trust, a registered investment company, which seeks to track the investment results, before fees and expenses, of an index composed of large- and mid-capitalization developed market equities, excluding the United States and Canada, which we refer to as the Underlying Index with respect to the iShares[®] MSCI EAFE ETF. The Underlying Index for the iShares[®] MSCI EAFE ETF is currently the MSCI EAFE[®] Index. The MSCI EAFE[®] Index is a free float-adjusted market capitalization index intended to measure the equity market performance of the developed equity markets in Europe, Asia, Australia and New Zealand. For additional information about the iShares[®] MSCI EAFE ETF, see “Fund Descriptions — The iShares[®] ETFs” in the accompanying underlying supplement.

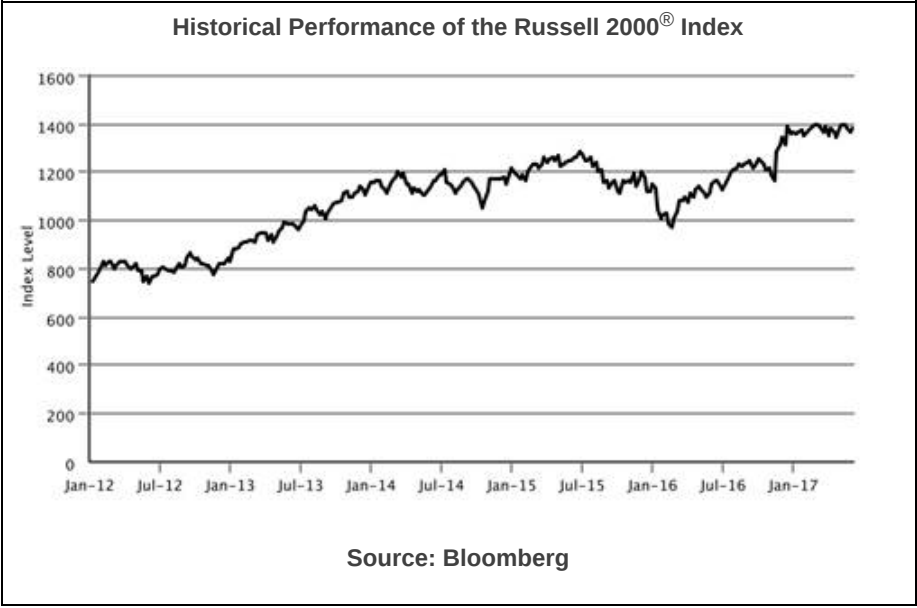
The iShares[®] MSCI Emerging Markets ETF is an exchange-traded fund of iShares[®], Inc., a registered investment company, which seeks to track the investment results, before fees and expenses, of an index composed of large- and mid-capitalization emerging market equities, which we refer to as the Underlying Index with respect to the iShares[®] MSCI Emerging Markets ETF. The Underlying Index for the iShares[®] MSCI Emerging Markets ETF is currently the MSCI Emerging Markets Index. The MSCI Emerging Markets Index is a free float-adjusted market capitalization index that is designed to measure equity market performance of global emerging markets. For additional information about the iShares[®] MSCI Emerging Markets ETF, see the information set forth under “Fund Descriptions — The iShares[®] ETFs” in the accompanying underlying supplement.

Historical Information

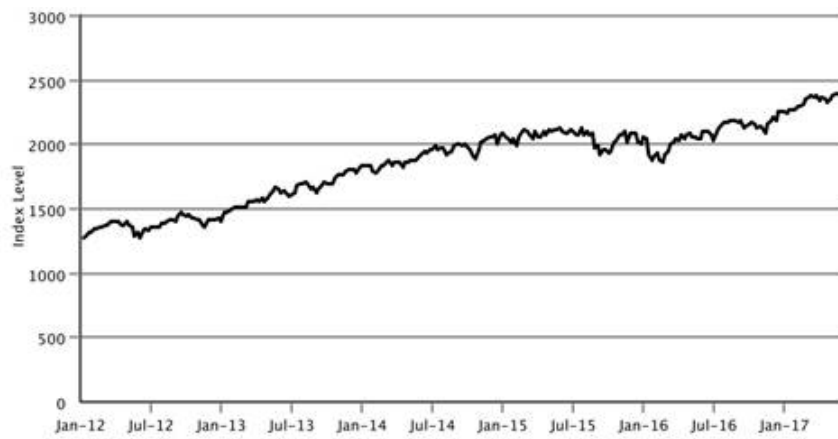
The following table sets forth the closing value of each Underlying on June 2, 2017. The following graphs set forth the historical performance of each Underlying, based on the weekly historical closing values from January 6, 2012 through June 2, 2017. We obtained the closing values below from the Bloomberg Professional[®] service (“Bloomberg”), without independent verification. The closing values of each Fund may have been adjusted by Bloomberg for actions taken by that Fund, such as stock splits.

The historical closing values of each Underlying should not be taken as an indication of future performance, and no assurance can be given as to the closing value of any Underlying on the Observation Date. There can be no assurance that the performance of the Underlying will result in the return of any of your principal amount.

Underlying*	Closing Value on June 2, 2017
EURO STOXX 50 [®] Index	3,591.82
Russell 2000 [®] Index	1,405.387
S&P 500 [®] Index	2,439.07
iShares [®] MSCI EAFE ETF	\$67.22
iShares [®] MSCI Emerging Markets ETF	\$41.76



Historical Performance of the S&P 500® Index

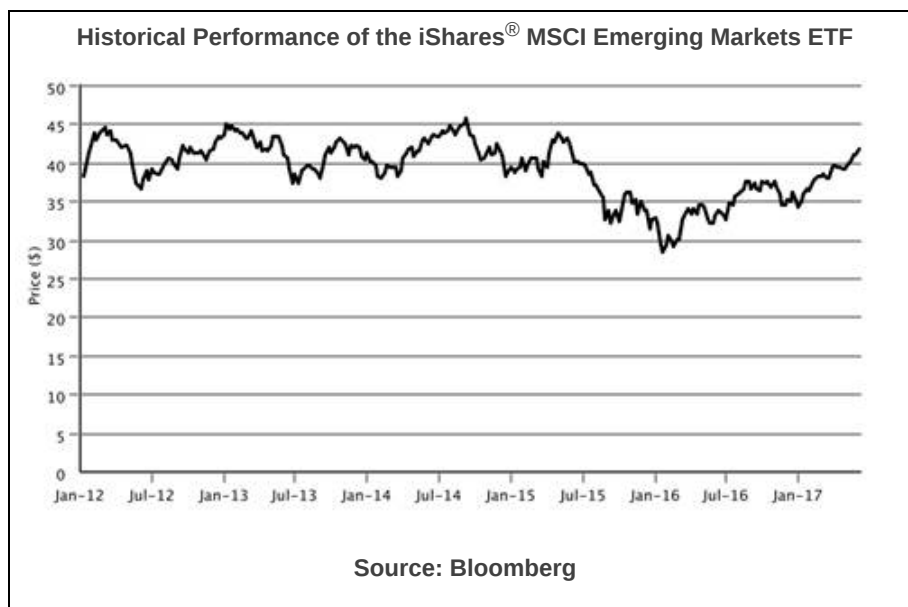


Source: Bloomberg

Historical Performance of the iShares® MSCI EAFE ETF



Source: Bloomberg



Tax Treatment

You should review carefully the section entitled “Material U.S. Federal Income Tax Consequences” in the accompanying product supplement no. 4-I. The following discussion, when read in combination with that section, constitutes the full opinion of our special tax counsel, Davis Polk & Wardwell LLP, regarding the material U.S. federal income tax consequences of owning and disposing of notes.

Based on current market conditions, in the opinion of our special tax counsel it is reasonable to treat the notes as “open transactions” that are not debt instruments for U.S. federal income tax purposes, as more fully described in “Material U.S. Federal Income Tax Consequences — Tax Consequences to U.S. Holders — Notes Treated as Open Transactions That Are Not Debt Instruments” in the accompanying product supplement. Assuming this treatment is respected, subject to the possible application of the “constructive ownership” rules with respect to the EFA Notes and the EEM Notes (together, the “Fund Notes”), as described below, the gain or loss on your notes should be treated as long-term capital gain or loss if you hold your notes for more than a year, whether or not you are an initial purchaser of notes at the issue price. The Fund Notes could be treated as “constructive ownership transactions” within the meaning of Section 1260 of the Internal Revenue Code of 1986, as amended, in which case any gain recognized in respect of the Fund Notes that would otherwise be long-term capital gain and that was in excess of the “net underlying long-term capital gain” (as defined in Section 1260) would be treated as ordinary income, and a notional interest charge would apply as if that income had accrued for tax purposes at a constant yield over the Fund Notes’ terms. Our special tax counsel has not expressed an opinion with respect to whether the constructive ownership rules apply to the Fund Notes. Accordingly, U.S. Holders should consult their tax advisers regarding the potential application of the constructive ownership rules to the Fund Notes.

The IRS or a court may not respect the treatment of the notes described above, in which case the timing and character of any income or loss on your notes could be materially and adversely affected. In addition, in 2007 Treasury and the IRS released a notice requesting comments on the U.S. federal income tax treatment of “prepaid forward contracts” and similar instruments. The notice focuses in particular on whether to require investors in these instruments to accrue income over the term of their investment. It also asks for comments on a number of related topics, including the character of income or loss with respect to these instruments; the relevance of factors such as the nature of the underlying property to which the instruments are linked; the degree, if any, to which income (including any mandated accruals) realized by non-U.S. investors should be subject to withholding tax; and whether these instruments are or should be subject to the constructive ownership regime described above. While the notice requests comments on appropriate transition rules and effective dates, any Treasury regulations or other guidance promulgated after consideration of these issues could materially and adversely affect the tax consequences of an investment in the notes, possibly with retroactive effect. You should consult your tax adviser regarding the U.S. federal income tax consequences of an investment in the notes, including the potential application of the constructive ownership rules, possible alternative treatments and the issues presented by this notice.

Section 871(m) of the Code and Treasury regulations promulgated thereunder (“Section 871(m)”) generally impose a 30% withholding tax (unless an income tax treaty applies) on dividend equivalents paid or deemed paid to Non-U.S. Holders with respect to certain financial instruments linked to U.S. equities or indices that include U.S. equities. Section 871(m) provides certain exceptions to this

withholding regime, including for instruments linked to certain broad-based indices that meet requirements set forth in the applicable Treasury regulations (such as an index, a “Qualified Index”). Additionally, the applicable regulations exclude from the scope of Section 871(m) instruments issued in 2017 that do not have a delta of one with respect to underlying securities that could pay U.S.-source dividends for U.S. federal income tax purposes (each an “Underlying Security”). Based on certain determinations made by us, our special tax counsel is of the opinion that Section 871(m) should not apply to the notes with regard to Non-U.S. Holders. Our determination is not binding on the IRS, and the IRS may disagree with this determination. Section 871(m) is complex and its application may depend on your particular circumstances, including whether you enter into other transactions with respect to an Underlying Security. You should consult your tax adviser regarding the potential application of Section 871(m) to the notes.

Withholding under legislation commonly referred to as “FATCA” may (if the notes are recharacterized as debt instruments) apply to amounts treated as interest paid with respect to the notes, as well as to payments of gross proceeds of a taxable disposition, including redemption at maturity, of a note. However, under a recent IRS notice, this regime will not apply to payments of gross proceeds (other than any amount treated as interest) with respect to dispositions occurring before January 1, 2019. You should consult your tax adviser regarding the potential application of FATCA to the notes.

The Estimated Value of the Notes

The estimated value of the notes set forth on the cover of this pricing supplement is equal to the sum of the values of the following hypothetical components: (1) a fixed-income debt component with the same maturity as the notes, valued using the internal funding rate described below, and (2) the derivative or derivatives underlying the economic terms of the notes. The estimated value of the notes does not represent a minimum price at which JPMS would be willing to buy your notes in any secondary market (if any exists) at any time. The internal funding rate used in the determination of the estimated value of the notes is based on, among other things, our and our affiliates’ view of the funding value of the notes as well as the higher issuance, operational and ongoing liability management costs of the notes in comparison to those costs for the conventional fixed-rate debt of JPMorgan Chase & Co. For additional information, see “Selected Risk Considerations — The Estimated Value of the Notes Is Derived by Reference to an Internal Funding Rate” in this pricing supplement.

The value of the derivative or derivatives underlying the economic terms of the notes is derived from internal pricing models of our affiliates. These models are dependent on inputs such as the traded market prices of comparable derivative instruments and on various other inputs, some of which are market-observable, and which can include volatility, dividend rates, interest rates and other factors, as well as assumptions about future market events and/or environments. Accordingly, the estimated value of the notes is determined when the terms of the notes are set based on market conditions and other relevant factors and assumptions existing at that time.

The estimated value of the notes does not represent future values of the notes and may differ from others’ estimates. Different pricing models and assumptions could provide valuations for the notes that are greater than or less than the estimated value of the notes. In addition, market conditions and other relevant factors in the future may change, and any assumptions may prove to be incorrect. On future dates, the value of the notes could change significantly based on, among other things, changes in market conditions, our or JPMorgan Chase & Co.’s creditworthiness, interest rate movements and other relevant factors, which may impact the price, if any, at which JPMS would be willing to buy notes from you in secondary market transactions.

The estimated value of the notes is lower than the original issue price of the notes because costs associated with selling, structuring and hedging the notes are included in the original issue price of the notes. These costs include the selling commissions paid to JPMS and other affiliated or unaffiliated dealers, the projected profits, if any, that our affiliates expect to realize for assuming risks inherent in hedging our obligations under the notes and the estimated cost of hedging our obligations under the notes. Because hedging our obligations entails risk and may be influenced by market forces beyond our control, this hedging may result in a profit that is more or less than expected, or it may result in a loss. A portion of the profits, if any, realized in hedging our obligations under the notes may be allowed to other affiliated or unaffiliated dealers, and we or one or more of our affiliates will retain any remaining hedging profits. See “Selected Risk Considerations — The Estimated Value of the Notes Is Lower Than the Original Issue Price (Price to Public) of the Notes” in this pricing supplement.

Secondary Market Prices of the Notes

For information about factors that will impact any secondary market prices of the notes, see “Risk Factors — Risks Relating to the Estimated Value and Secondary Market Prices of the Notes — Secondary market prices of the notes will be impacted by many economic and market factors” in the accompanying product supplement. In addition, we generally expect that some of the costs included in the original issue price of the notes will be partially paid back to you in connection with any repurchases of your notes by JPMS in an amount that will decline to zero over an initial predetermined period. These costs can include projected hedging profits, if any, and, in some circumstances, estimated hedging costs and our internal secondary market funding rates for structured debt issuances. This initial predetermined time period is intended to be the shorter of six months and one-half of the stated term of the notes. The length of any such initial period reflects the structure of the notes, whether our affiliates expect to earn a profit in connection with

our hedging activities, the estimated costs of hedging the notes and when these costs are incurred, as determined by our affiliates. See “Selected Risk Considerations — The Value of the Notes as Published by JPMS (and Which May Be Reflected on Customer Account Statements) May Be Higher Than the Then-Current Estimated Value of the Notes for a Limited Time Period” in this pricing supplement.

Supplemental Use of Proceeds

The notes are offered to meet investor demand for products that reflect the risk-return profile and market exposure provided by the notes. See “Hypothetical Payout Profile” and “How the Notes Work” in this pricing supplement for an illustration of the risk-return profile of the notes and “The Underlyings” in this pricing supplement for a description of the market exposure provided by the notes.

The original issue price of the notes is equal to the estimated value of the notes plus the selling commissions paid to JPMS and other affiliated or unaffiliated dealers, plus (minus) the projected profits (losses) that our affiliates expect to realize for assuming risks inherent in hedging our obligations under the notes, plus the estimated cost of hedging our obligations under the notes.

Validity of the Notes and the Guarantee

Restated below is the opinion of Davis Polk & Wardwell LLP, as special products counsel to JPMorgan Financial and JPMorgan Chase & Co., delivered on May 31, 2017, related to the notes:

“In the opinion of Davis Polk & Wardwell LLP, as special products counsel to JPMorgan Financial and JPMorgan Chase & Co., when the notes offered by this pricing supplement have been executed and issued by JPMorgan Financial and authenticated by the trustee pursuant to the indenture, and delivered against payment as contemplated herein, such notes will be valid and binding obligations of JPMorgan Financial and the related guarantee will constitute a valid and binding obligation of JPMorgan Chase & Co., enforceable in accordance with their terms, subject to applicable bankruptcy, insolvency and similar laws affecting creditors’ rights generally, concepts of reasonableness and equitable principles of general applicability (including, without limitation, concepts of good faith, fair dealing and the lack of bad faith), *provided* that such counsel expresses no opinion as to the effect of fraudulent conveyance, fraudulent transfer or similar provision of applicable law on the conclusions expressed above. This opinion is given as of the date hereof [May 31, 2017] and is limited to the laws of the State of New York, the General Corporation Law of the State of Delaware and the Delaware Limited Liability Company Act. In addition, this opinion is subject to customary assumptions about the trustee’s authorization, execution and delivery of the indenture and its authentication of the notes and the validity, binding nature and enforceability of the indenture with respect to the trustee, all as stated in the letter of such counsel dated February 24, 2016, which was filed as an exhibit to the Registration Statement on Form S-3 by JPMorgan Financial and JPMorgan Chase & Co. on February 24, 2016.”

Additional Terms Specific to the Notes

You should read this pricing supplement together with the accompanying prospectus, as supplemented by the accompanying prospectus supplement, relating to our Series A medium-term notes of which these notes are a part, and the more detailed information contained in the accompanying product supplement and the accompanying underlying supplement. This pricing supplement, together with the documents listed below, contains the terms of the notes and supersedes all other prior or contemporaneous oral statements as well as any other written materials including preliminary or indicative pricing terms, correspondence, trade ideas, structures for implementation, sample structures, fact sheets, brochures or other educational materials of ours. ***This pricing supplement amends and restates and supersedes the original pricing supplement related hereto dated May 31, 2017 in its entirety. You should not rely on the original pricing supplement related hereto dated May 31, 2017 in making your decision to invest in the notes.*** You should carefully consider, among other things, the matters set forth in the “Risk Factors” sections of the accompanying product supplement and the accompanying underlying supplement, as the notes involve risks not associated with conventional debt securities. We urge you to consult your investment, legal, tax, accounting and other advisers before you invest in the notes.

You may access these documents on the SEC website at www.sec.gov as follows (or if such address has changed, by reviewing our filings for the relevant date on the SEC website):

- Product supplement no. 4-I dated April 15, 2016:
http://www.sec.gov/Archives/edgar/data/19617/000095010316012644/crt_dp64831-424b2.pdf
- Underlying supplement no. 1-I dated April 15, 2016:
http://www.sec.gov/Archives/edgar/data/19617/000095010316012649/crt-dp64909_424b2.pdf
- Prospectus supplement and prospectus, each dated April 15, 2016:
http://www.sec.gov/Archives/edgar/data/19617/000095010316012636/crt_dp64952-424b2.pdf

Our Central Index Key, or CIK, on the SEC website is 1665650, and JPMorgan Chase & Co.’s CIK is 19617. As used in this pricing supplement, “we,” “us” and “our” refer to JPMorgan Financial.