



JPMorgan Chase Financial Company LLC  
Structured Investments

# Uncapped Dual Directional Buffered Return Enhanced Notes Linked to the Lesser Performing of the iShares<sup>®</sup> MSCI EAFE ETF and the EURO STOXX 50<sup>®</sup> Index due July 6, 2022

Fully and Unconditionally Guaranteed by JPMorgan Chase & Co.

- The notes are designed for investors who seek an uncapped return of at least 1.10 times any appreciation, or a capped, unleveraged return equal to the absolute value of any depreciation (up to the Buffer Amount of 10.00%), of the lesser performing of the iShares<sup>®</sup> MSCI EAFE ETF and the EURO STOXX 50<sup>®</sup> Index, which we refer to as the Underlyings, at maturity.
- Investors should be willing to forgo interest and dividend payments and be willing to lose up to 90.00% of their principal amount at maturity.
- The notes are unsecured and unsubordinated obligations of JPMorgan Chase Financial Company LLC, which we refer to as JPMorgan Financial, the payment on which is fully and unconditionally guaranteed by JPMorgan Chase & Co. **Any payment on the notes is subject to the credit risk of JPMorgan Financial, as issuer of the notes, and the credit risk of JPMorgan Chase & Co., as guarantor of the notes.**
- Payments on the notes are not linked to a basket composed of the Underlyings. Payments on the notes are linked to the performance of each of the Underlyings individually, as described below.
- Minimum denominations of \$1,000 and integral multiples thereof
- The notes are expected to price on or about June 30, 2020 and are expected to settle on or about July 6, 2020.
- CUSIP: 48132MBT7

**Investing in the notes involves a number of risks. See “Risk Factors” beginning on page S-2 of the accompanying prospectus supplement, “Risk Factors” beginning on page PS-10 of the accompanying product supplement, “Risk Factors” beginning on page US-1 of the accompanying underlying supplement and “Selected Risk Considerations” beginning on page PS-4 of this pricing supplement.**

Neither the Securities and Exchange Commission (the “SEC”) nor any state securities commission has approved or disapproved of the notes or passed upon the accuracy or the adequacy of this pricing supplement or the accompanying product supplement, underlying supplement, prospectus supplement and prospectus. Any representation to the contrary is a criminal offense.

	Price to Public (1)	Fees and Commissions (2)	Proceeds to Issuer
Per note	\$1,000	\$	\$
Total	\$	\$	\$

(1) See “Supplemental Use of Proceeds” in this pricing supplement for information about the components of the price to public of the notes.

(2) J.P. Morgan Securities LLC, which we refer to as JPMS, acting as agent for JPMorgan Financial, will pay all of the selling commissions it receives from us to other affiliated or unaffiliated dealers. In no event will these selling commissions exceed \$7.50 per \$1,000 principal amount note. See “Plan of Distribution (Conflicts of Interest)” in the accompanying product supplement.

**If the notes priced today, the estimated value of the notes would be approximately \$957.90 per \$1,000 principal amount note. The estimated value of the notes, when the terms of the notes are set, will be provided in the pricing supplement and will not be less than \$900.00 per \$1,000 principal amount note. See “The Estimated Value of the Notes” in this pricing supplement for additional information.**

*The notes are not bank deposits, are not insured by the Federal Deposit Insurance Corporation or any other governmental agency and are not obligations of, or guaranteed by, a bank.*

## Key Terms

**Issuer:** JPMorgan Chase Financial Company LLC, an indirect, wholly owned finance subsidiary of JPMorgan Chase & Co.

**Guarantor:** JPMorgan Chase & Co.

**Underlyings:** The iShares<sup>®</sup> MSCI EAFE ETF (Bloomberg ticker: EFA) (the “Fund”) and the EURO STOXX 50<sup>®</sup> Index (Bloomberg ticker: SX5E) (the “Index”) (each of the Index and the Fund, an “Underlying” and collectively, the “Underlyings”)

**Upside Leverage Factor:** At least 1.10 (to be provided in the pricing supplement)

**Buffer Amount:** 10.00%

**Pricing Date:** On or about June 30, 2020

**Original Issue Date (Settlement Date):** On or about July 6, 2020

**Observation Date\*:** June 30, 2022

**Maturity Date\*:** July 6, 2022

\* Subject to postponement in the event of a market disruption event and as described under “General Terms of Notes — Postponement of a Determination Date — Notes Linked to Multiple Underlyings” and “General Terms of Notes — Postponement of a Payment Date” in the accompanying product supplement

## Payment at Maturity:

If the Final Value of each Underlying is greater than its Initial Value, your payment at maturity per \$1,000 principal amount note will be calculated as follows:

$$\$1,000 + (\$1,000 \times \text{Lesser Performing Underlying Return} \times \text{Upside Leverage Factor})$$

If (i) the Final Value of one Underlying is greater than its Initial Value and the Final Value of the other Underlying is equal to its Initial Value or is less than its Initial Value by up to the Buffer Amount or (ii) the Final Value of each Underlying is equal to its Initial Value or is less than its Initial Value by up to the Buffer Amount, your payment at maturity per \$1,000 principal amount note will be calculated as follows:

$$\$1,000 + (\$1,000 \times \text{Absolute Underlying Return of the Lesser Performing Underlying})$$

If the Final Value of either Underlying is less than its Initial Value by more than the Buffer Amount, your payment at maturity per \$1,000 principal amount note will be calculated as follows:

$$\$1,000 + [\$1,000 \times (\text{Lesser Performing Underlying Return} + \text{Buffer Amount})]$$

*If the Final Value of either Underlying is less than its Initial Value by more than the Buffer Amount, you will lose some or most of your principal amount at maturity.*

**Absolute Underlying Return:** With respect to each Underlying, the absolute value of its Underlying Return. For example, if the Underlying Return of an Underlying is -5%, its Absolute Underlying Return will equal 5%.

**Lesser Performing Underlying:** The Underlying with the Lesser Performing Underlying Return

**Lesser Performing Underlying Return:** The lower of the Underlying Returns of the Underlyings

**Underlying Return:** With respect to each Underlying,

$$\frac{(\text{Final Value} - \text{Initial Value})}{\text{Initial Value}}$$

**Initial Value:** With respect to each Underlying, the closing value of that Underlying on the Pricing Date

**Final Value:** With respect to each Underlying, the closing value of that Underlying on the Observation Date

**Share Adjustment Factor:** The Share Adjustment Factor is referenced in determining the closing value of the Fund and is set equal to 1.0 on the Pricing Date. The Share Adjustment Factor is subject to adjustment upon the occurrence of certain events affecting the Fund. See “The Underlyings — Funds — Anti-Dilution Adjustments” in the accompanying product supplement for further information.

Hypothetical Payout Profile

The following table illustrates the hypothetical total return and payment at maturity on the notes linked to two hypothetical Underlyings. The “total return” as used in this pricing supplement is the number, expressed as a percentage, that results from comparing the payment at maturity per \$1,000 principal amount note to \$1,000. The hypothetical total returns and payments set forth below assume the following:

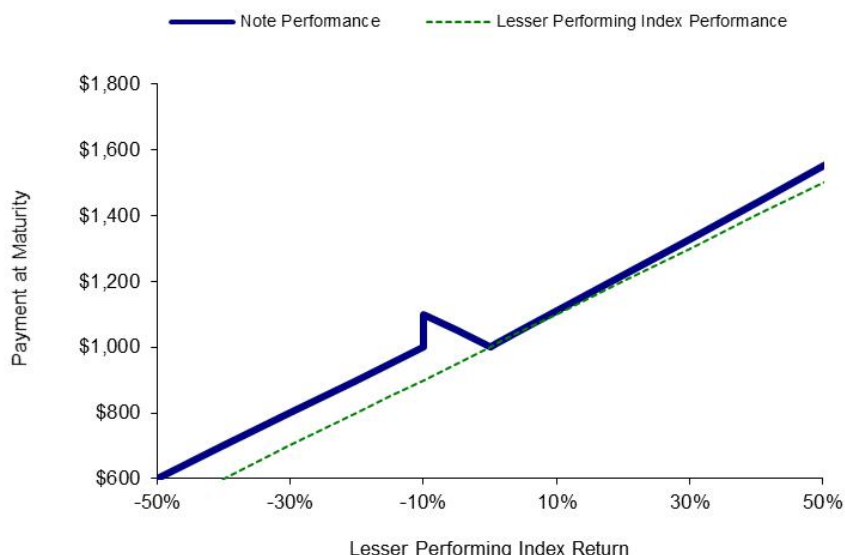
- an Initial Value for the Lesser Performing Underlying of 100.00;
- an Upside Leverage Factor of 1.10; and
- a Buffer Amount of 10.00%.

The hypothetical Initial Value of the Lesser Performing Underlying of 100.00 has been chosen for illustrative purposes only and may not represent a likely actual Initial Value of either Underlying. The actual Initial Value of each Underlying will be the closing value of that Underlying on the Pricing Date and will be provided in the pricing supplement. For historical data regarding the actual closing values of each Underlying, please see the historical information set forth under “The Underlyings” in this pricing supplement.

Each hypothetical total return or hypothetical payment at maturity set forth below is for illustrative purposes only and may not be the actual total return or payment at maturity applicable to a purchaser of the notes. The numbers appearing in the following table have been rounded for ease of analysis.

Final Value of the Lesser Performing Underlying	Lesser Performing Underlying Return	Absolute Underlying Return of the Lesser Performing Underlying	Total Return on the Notes	Payment at Maturity
180.00	80.00%	N/A	88.00%	\$1,880.00
165.00	65.00%	N/A	71.50%	\$1,715.00
150.00	50.00%	N/A	55.00%	\$1,550.00
140.00	40.00%	N/A	44.00%	\$1,440.00
130.00	30.00%	N/A	33.00%	\$1,330.00
120.00	20.00%	N/A	22.00%	\$1,220.00
110.00	10.00%	N/A	11.00%	\$1,110.00
105.00	5.00%	N/A	5.50%	\$1,055.00
101.00	1.00%	N/A	1.10%	\$1,011.00
100.00	0.00%	0.00%	0.00%	\$1,000.00
95.00	-5.00%	5.00%	5.00%	\$1,050.00
90.00	-10.00%	10.00%	10.00%	\$1,100.00
85.00	-15.00%	N/A	-5.00%	\$950.00
80.00	-20.00%	N/A	-10.00%	\$900.00
70.00	-30.00%	N/A	-20.00%	\$800.00
60.00	-40.00%	N/A	-30.00%	\$700.00
50.00	-50.00%	N/A	-40.00%	\$600.00
40.00	-60.00%	N/A	-50.00%	\$500.00
30.00	-70.00%	N/A	-60.00%	\$400.00
20.00	-80.00%	N/A	-70.00%	\$300.00
10.00	-90.00%	N/A	-80.00%	\$200.00
0.00	-100.00%	N/A	-90.00%	\$100.00

The following graph demonstrates the hypothetical payments at maturity on the notes for a sub-set of Lesser Performing Underlying Returns detailed in the table above (-50% to 50%). We cannot give you assurance that the performance of the Lesser Performing Underlying will result in the return of any of your principal amount in excess of \$100.00 per \$1,000.00 principal amount note, subject to the credit risks of JPMorgan Financial and JPMorgan Chase & Co.



## How the Notes Work

### Underlying Appreciation Upside Scenario:

If the Final Value of each Underlying is greater than its Initial Value, investors will receive at maturity the \$1,000 principal amount plus a return equal to the Lesser Performing Underlying Return *times* the Upside Leverage Factor of at least 1.10.

- Assuming a hypothetical Upside Leverage Factor of 1.10, if the closing value of the Lesser Performing Underlying increases 10.00%, investors will receive at maturity a return of 11.00%, or \$1,110.00 per \$1,000 principal amount note.

### Underlying Par or Underlying Depreciation Upside Scenario:

If (i) the Final Value of one Underlying is greater than its Initial Value and the Final Value of the other Underlying is equal to its Initial Value or is less than its Initial Value by up to the Buffer Amount of 10.00% or (ii) the Final Value of each Underlying is equal to its Initial Value or is less than its Initial Value by up to the Buffer Amount of 10.00%, investors will receive at maturity the \$1,000 principal amount *plus* a return equal to the Absolute Underlying Return of the Lesser Performing Underlying.

- For example, if the closing value of the Lesser Performing Underlying declines 10.00%, investors will receive at maturity a return of 10.00%, or \$1,100.00 per \$1,000 principal amount note.

### Downside Scenario:

If the Final Value of either Underlying is less than its Initial Value by more than the Buffer Amount of 10.00%, investors will lose 1% of the principal amount of their notes for every 1% that the Final Value of the Lesser Performing Underlying is less than its Initial Value by more than the Buffer Amount.

- For example, if the closing value of the Lesser Performing Underlying declines 60.00%, investors will lose 50.00% of their principal amount and receive only \$500.00 per \$1,000 principal amount note at maturity.

The hypothetical returns and hypothetical payments on the notes shown above apply **only if you hold the notes for their entire term**. These hypotheticals do not reflect the fees or expenses that would be associated with any sale in the secondary market. If these fees and expenses were included, the hypothetical returns and hypothetical payments shown above would likely be lower.

## Selected Risk Considerations

---

An investment in the notes involves significant risks. These risks are explained in more detail in the “Risk Factors” sections of the accompanying prospectus supplement, product supplement and underlying supplement.

- **YOUR INVESTMENT IN THE NOTES MAY RESULT IN A LOSS —**

The notes do not guarantee any return of principal. If the Final Value of either Underlying is less than its Initial Value by more than 10.00%, you will lose 1% of the principal amount of your notes for every 1% that the Final Value of the Lesser Performing Underlying is less than its Initial Value by more than 10.00%. Accordingly, under these circumstances, you will lose up to 90.00% of your principal amount at maturity.

- **YOUR MAXIMUM GAIN ON THE NOTES IS LIMITED BY THE BUFFER AMOUNT IF THE LESSER PERFORMING UNDERLYING RETURN IS NEGATIVE —**

Because the payment at maturity will not reflect the Absolute Underlying Return of the Lesser Performing Underlying if its Final Value is less than its Initial Value by more than the Buffer Amount, the Buffer Amount is effectively a cap on your return at maturity if the Lesser Performing Underlying Return is negative. The maximum payment at maturity if the Lesser Performing Underlying Return is negative is \$1,100.00 per \$1,000 principal amount note.

- **CREDIT RISKS OF JPMORGAN FINANCIAL AND JPMORGAN CHASE & CO. —**

Investors are dependent on our and JPMorgan Chase & Co.'s ability to pay all amounts due on the notes. Any actual or potential change in our or JPMorgan Chase & Co.'s creditworthiness or credit spreads, as determined by the market for taking that credit risk, is likely to adversely affect the value of the notes. If we and JPMorgan Chase & Co. were to default on our payment obligations, you may not receive any amounts owed to you under the notes and you could lose your entire investment.

- **AS A FINANCE SUBSIDIARY, JPMORGAN FINANCIAL HAS NO INDEPENDENT OPERATIONS AND HAS LIMITED ASSETS —**

As a finance subsidiary of JPMorgan Chase & Co., we have no independent operations beyond the issuance and administration of our securities. Aside from the initial capital contribution from JPMorgan Chase & Co., substantially all of our assets relate to obligations of our affiliates to make payments under loans made by us or other intercompany agreements. As a result, we are dependent upon payments from our affiliates to meet our obligations under the notes. If these affiliates do not make payments to us and we fail to make payments on the notes, you may have to seek payment under the related guarantee by JPMorgan Chase & Co., and that guarantee will rank *pari passu* with all other unsecured and unsubordinated obligations of JPMorgan Chase & Co.

- **POTENTIAL CONFLICTS —**

We and our affiliates play a variety of roles in connection with the notes. In performing these duties, our and JPMorgan Chase & Co.'s economic interests are potentially adverse to your interests as an investor in the notes. It is possible that hedging or trading activities of ours or our affiliates in connection with the notes could result in substantial returns for us or our affiliates while the value of the notes declines. Please refer to “Risk Factors — Risks Relating to Conflicts of Interest” in the accompanying product supplement.

- **NON-U.S. SECURITIES RISK WITH RESPECT TO THE ISHARES<sup>®</sup> MSCI EAFE ETF AND THE EURO STOXX 50<sup>®</sup> INDEX —**

The equity securities held by the Fund and included in the Index have been issued by non-U.S. companies. Investments in securities linked to the value of such non-U.S. equity securities involve risks associated with the securities markets in the home countries of the issuers of those non-U.S. equity securities. Also, there is generally less publicly available information about companies in some of these jurisdictions than there is about U.S. companies that are subject to the reporting requirements of the SEC.

- **THE NOTES ARE SUBJECT TO CURRENCY EXCHANGE RISK WITH RESPECT TO THE ISHARES<sup>®</sup> MSCI EAFE ETF —**

Because the prices of the equity securities held by the Fund are converted into U.S. dollars for purposes of calculating the net asset value of the Fund, holders of the notes will be exposed to currency exchange rate risk with respect to each of the currencies in which the equity securities held by the Fund trade. Your net exposure will depend on the extent to which those currencies strengthen or weaken against the U.S. dollar and the relative weight of equity securities held by the Fund denominated in each of those currencies. If, taking into account the relevant weighting, the U.S. dollar strengthens against those currencies, the price of the Fund will be adversely affected and any payment on the notes may be reduced.

- **NO DIRECT EXPOSURE TO FLUCTUATIONS IN FOREIGN EXCHANGE RATES WITH RESPECT TO THE EURO STOXX 50<sup>®</sup> INDEX —**

The value of your notes will not be adjusted for exchange rate fluctuations between the U.S. dollar and the currencies upon which the equity securities included in the Index are based, although any currency fluctuations could affect the performance of the Index.

- **YOU ARE EXPOSED TO THE RISK OF DECLINE IN THE VALUE OF EACH UNDERLYING —**

Payments on the notes are not linked to a basket composed of the Underlyings and are contingent upon the performance of each individual Underlying. Poor performance by either of the Underlyings over the term of the notes may negatively affect your payment at maturity and will not be offset or mitigated by positive performance by the other Underlying.

- **YOUR PAYMENT AT MATURITY WILL BE DETERMINED BY THE LESSER PERFORMING UNDERLYING.**

- **THE NOTES DO NOT PAY INTEREST.**

- **YOU WILL NOT RECEIVE DIVIDENDS ON THE FUND OR THE SECURITIES INCLUDED IN OR HELD BY EITHER UNDERLYING OR HAVE ANY RIGHTS WITH RESPECT TO THE FUND OR THOSE SECURITIES.**

- **THERE ARE RISKS ASSOCIATED WITH THE FUND —**

The Fund is subject to management risk, which is the risk that the investment strategies of the Fund's investment adviser, the implementation of which is subject to a number of constraints, may not produce the intended results. These constraints could adversely affect the market price of the shares of the Fund and, consequently, the value of the notes.

- **THE PERFORMANCE AND MARKET VALUE OF THE FUND, PARTICULARLY DURING PERIODS OF MARKET VOLATILITY, MAY NOT CORRELATE WITH THE PERFORMANCE OF THE FUND'S UNDERLYING INDEX AS WELL AS THE NET ASSET VALUE PER SHARE —**

The Fund does not fully replicate its Underlying Index (as defined under "The Underlyings" below) and may hold securities different from those included in its Underlying Index. In addition, the performance of the Fund will reflect additional transaction costs and fees that are not included in the calculation of its Underlying Index. All of these factors may lead to a lack of correlation between the performance of the Fund and its Underlying Index. In addition, corporate actions with respect to the equity securities underlying the Fund (such as mergers and spin-offs) may impact the variance between the performances of the Fund and its Underlying Index. Finally, because the shares of the Fund are traded on a securities exchange and are subject to market supply and investor demand, the market value of one share of the Fund may differ from the net asset value per share of the Fund..

During periods of market volatility, securities underlying the Fund may be unavailable in the secondary market, market participants may be unable to calculate accurately the net asset value per share of the Fund and the liquidity of the Fund may be adversely affected. This kind of market volatility may also disrupt the ability of market participants to create and redeem shares of the Fund. Further, market volatility may adversely affect, sometimes materially, the prices at which market participants are willing to buy and sell shares of the Fund. As a result, under these circumstances, the market value of shares of the Fund may vary substantially from the net asset value per share of the Fund. For all of the foregoing reasons, the performance of the Fund may not correlate with the performance of its Underlying Index as well as the net asset value per share of the Fund, which could materially and adversely affect the value of the notes in the secondary market and/or reduce any payment on the notes.

- **THE ANTI-DILUTION PROTECTION FOR THE FUND IS LIMITED —**

The calculation agent will make adjustments to the Share Adjustment Factor for certain events affecting the shares of the Fund. However, the calculation agent will not make an adjustment in response to all events that could affect the shares of the Fund. If an event occurs that does not require the calculation agent to make an adjustment, the value of the notes may be materially and adversely affected.

- **LACK OF LIQUIDITY—**

The notes will not be listed on any securities exchange. Accordingly, the price at which you may be able to trade your notes is likely to depend on the price, if any, at which JPMS is willing to buy the notes. You may not be able to sell your notes. The notes are not designed to be short-term trading instruments. Accordingly, you should be able and willing to hold your notes to maturity.

- **THE FINAL TERMS AND VALUATION OF THE NOTES WILL BE PROVIDED IN THE PRICING SUPPLEMENT —**

You should consider your potential investment in the notes based on the minimums for the estimated value of the notes and the Upside Leverage Factor.

- **THE ESTIMATED VALUE OF THE NOTES WILL BE LOWER THAN THE ORIGINAL ISSUE PRICE (PRICE TO PUBLIC) OF THE NOTES —**

The estimated value of the notes is only an estimate determined by reference to several factors. The original issue price of the notes will exceed the estimated value of the notes because costs associated with selling, structuring and hedging the notes are included in the original issue price of the notes. These costs include the selling commissions, the projected profits, if any, that our affiliates expect to realize for assuming risks inherent in hedging our obligations under the notes and the estimated cost of hedging our obligations under the notes. See "The Estimated Value of the Notes" in this pricing supplement.

- **THE ESTIMATED VALUE OF THE NOTES DOES NOT REPRESENT FUTURE VALUES OF THE NOTES AND MAY DIFFER FROM OTHERS' ESTIMATES —**  
See "The Estimated Value of the Notes" in this pricing supplement.
- **THE ESTIMATED VALUE OF THE NOTES IS DERIVED BY REFERENCE TO AN INTERNAL FUNDING RATE —**  
The internal funding rate used in the determination of the estimated value of the notes may differ from the market-implied funding rate for vanilla fixed income instruments of a similar maturity issued by JPMorgan Chase & Co. or its affiliates. Any difference may be based on, among other things, our and our affiliates' view of the funding value of the notes as well as the higher issuance, operational and ongoing liability management costs of the notes in comparison to those costs for the conventional fixed income instruments of JPMorgan Chase & Co. This internal funding rate is based on certain market inputs and assumptions, which may prove to be incorrect, and is intended to approximate the prevailing market replacement funding rate for the notes. The use of an internal funding rate and any potential changes to that rate may have an adverse effect on the terms of the notes and any secondary market prices of the notes. See "The Estimated Value of the Notes" in this pricing supplement.
- **THE VALUE OF THE NOTES AS PUBLISHED BY JPMS (AND WHICH MAY BE REFLECTED ON CUSTOMER ACCOUNT STATEMENTS) MAY BE HIGHER THAN THE THEN-CURRENT ESTIMATED VALUE OF THE NOTES FOR A LIMITED TIME PERIOD —**  
We generally expect that some of the costs included in the original issue price of the notes will be partially paid back to you in connection with any repurchases of your notes by JPMS in an amount that will decline to zero over an initial predetermined period. See "Secondary Market Prices of the Notes" in this pricing supplement for additional information relating to this initial period. Accordingly, the estimated value of your notes during this initial period may be lower than the value of the notes as published by JPMS (and which may be shown on your customer account statements).
- **SECONDARY MARKET PRICES OF THE NOTES WILL LIKELY BE LOWER THAN THE ORIGINAL ISSUE PRICE OF THE NOTES —**  
Any secondary market prices of the notes will likely be lower than the original issue price of the notes because, among other things, secondary market prices take into account our internal secondary market funding rates for structured debt issuances and, also, because secondary market prices may exclude selling commissions, projected hedging profits, if any, and estimated hedging costs that are included in the original issue price of the notes. As a result, the price, if any, at which JPMS will be willing to buy the notes from you in secondary market transactions, if at all, is likely to be lower than the original issue price. Any sale by you prior to the Maturity Date could result in a substantial loss to you.
- **SECONDARY MARKET PRICES OF THE NOTES WILL BE IMPACTED BY MANY ECONOMIC AND MARKET FACTORS —**  
The secondary market price of the notes during their term will be impacted by a number of economic and market factors, which may either offset or magnify each other, aside from the selling commissions, projected hedging profits, if any, estimated hedging costs and the values of the Underlyings. Additionally, independent pricing vendors and/or third party broker-dealers may publish a price for the notes, which may also be reflected on customer account statements. This price may be different (higher or lower) than the price of the notes, if any, at which JPMS may be willing to purchase your notes in the secondary market. See "Risk Factors — Risks Relating to the Estimated Value and Secondary Market Prices of the Notes — Secondary market prices of the notes will be impacted by many economic and market factors" in the accompanying product supplement.



## The Underlyings

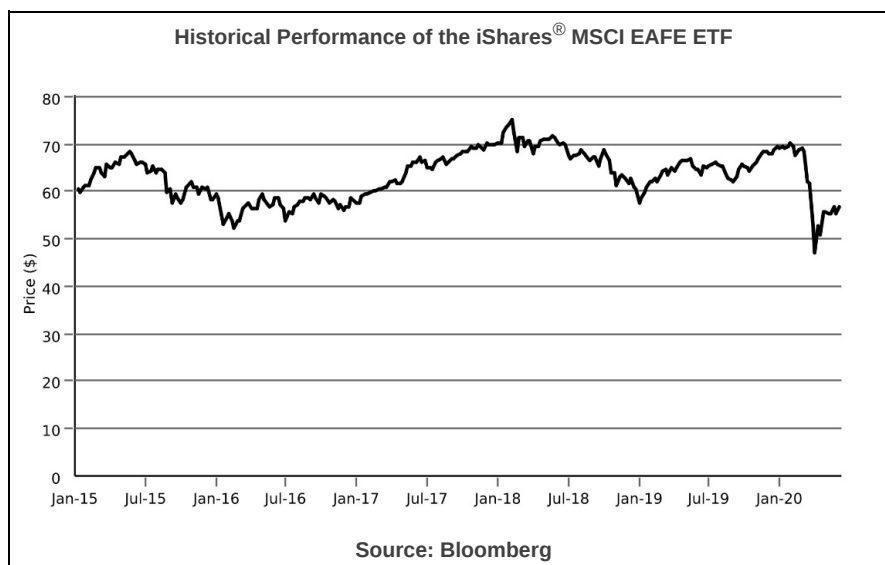
The iShares® MSCI EAFE ETF is an exchange-traded fund of iShares® Trust, a registered investment company, that seeks to track the investment results, before fees and expenses, of an index composed of large- and mid-capitalization developed market equities, excluding the United States and Canada, which we refer to as the Underlying Index with respect to the iShares® MSCI EAFE ETF. The Underlying Index for the iShares® MSCI EAFE ETF is currently the MSCI EAFE® Index. The MSCI EAFE® Index is a free float-adjusted market capitalization index intended to measure the equity market performance of certain developed markets, excluding the United States and Canada. For additional information about the iShares® MSCI EAFE ETF, see “Fund Descriptions — The iShares® ETFs” in the accompanying underlying supplement.

The EURO STOXX 50® Index consists of 50 component stocks of market sector leaders from within the Eurozone. The EURO STOXX 50® Index and STOXX are the intellectual property (including registered trademarks) of STOXX Limited, Zurich, Switzerland and/or its licensors (the “Licensors”), which are used under license. The notes based on the EURO STOXX 50® Index are in no way sponsored, endorsed, sold or promoted by STOXX Limited and its Licensors and neither STOXX Limited nor any of its Licensors shall have any liability with respect thereto. For additional information about the EURO STOXX 50® Index, see “Equity Index Descriptions — The STOXX Benchmark Indices” in the accompanying underlying supplement.

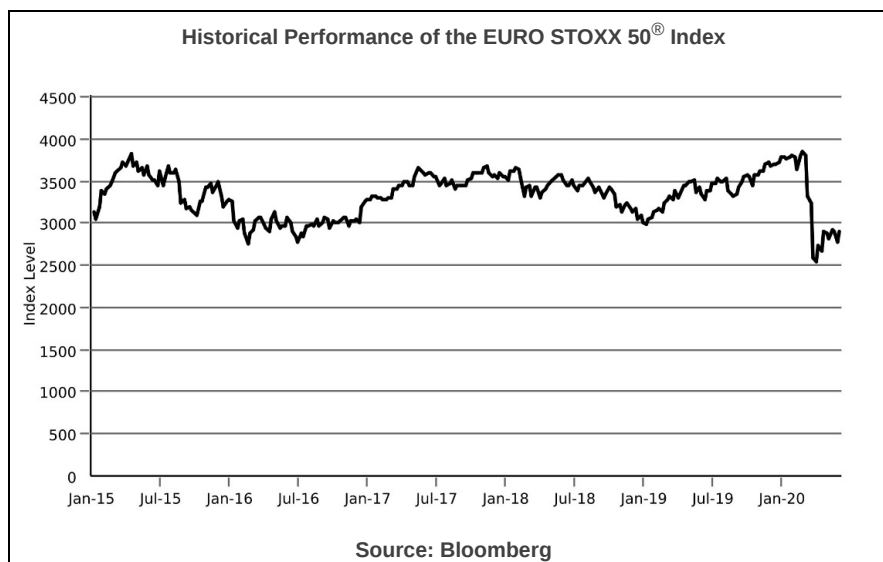
### Historical Information

The following graphs set forth the historical performance of each Underlying based on the weekly historical closing values from January 2, 2015 through May 22, 2020. The closing value of the Fund on May 27, 2020 was \$59.29. The closing value of the Index on May 27, 2020 was 3,051.08. We obtained the closing values above and below from the Bloomberg Professional® service (“Bloomberg”), without independent verification. The closing values of the Fund above and below may have been adjusted by Bloomberg for actions taken by the Fund, such as stock splits.

The historical closing values of each Underlying should not be taken as an indication of future performance, and no assurance can be given as to the closing value of either Underlying on the Pricing Date or the Observation Date. There can be no assurance that the performance of the Underlyings will result in the return of any of your principal amount in excess of \$100.00 per \$1,000.00 principal amount note, subject to the credit risks of JPMorgan Financial and JPMorgan Chase & Co.







## Tax Treatment

You should review carefully the section entitled “Material U.S. Federal Income Tax Consequences” in the accompanying product supplement no. 4-I. The following discussion, when read in combination with that section, constitutes the full opinion of our special tax counsel, Davis Polk & Wardwell LLP, regarding the material U.S. federal income tax consequences of owning and disposing of notes.

Based on current market conditions, in the opinion of our special tax counsel it is reasonable to treat the notes as “open transactions” that are not debt instruments for U.S. federal income tax purposes, as more fully described in “Material U.S. Federal Income Tax Consequences — Tax Consequences to U.S. Holders — Notes Treated as Open Transactions That Are Not Debt Instruments” in the accompanying product supplement. Assuming this treatment is respected, subject to the possible application of the “constructive ownership” rules, the gain or loss on your notes should be treated as long-term capital gain or loss if you hold your notes for more than a year, whether or not you are an initial purchaser of notes at the issue price. The notes could be treated as “constructive ownership transactions” within the meaning of Section 1260 of the Code, in which case any gain recognized in respect of the notes that would otherwise be long-term capital gain and that was in excess of the “net underlying long-term capital gain” (as defined in Section 1260) would be treated as ordinary income, and a notional interest charge would apply as if that income had accrued for tax purposes at a constant yield over your holding period for the notes. Our special tax counsel has not expressed an opinion with respect to whether the constructive ownership rules apply to the notes. Accordingly, U.S. Holders should consult their tax advisers regarding the potential application of the constructive ownership rules.

The IRS or a court may not respect the treatment of the notes described above, in which case the timing and character of any income or loss on your notes could be materially and adversely affected. In addition, in 2007 Treasury and the IRS released a notice requesting comments on the U.S. federal income tax treatment of “prepaid forward contracts” and similar instruments. The notice focuses in particular on whether to require investors in these instruments to accrue income over the term of their investment. It also asks for comments on a number of related topics, including the character of income or loss with respect to these instruments; the relevance of factors such as the nature of the underlying property to which the instruments are linked; the degree, if any, to which income (including any mandated accruals) realized by non-U.S. investors should be subject to withholding tax; and whether these instruments are or should be subject to the constructive ownership regime described above. While the notice requests comments on appropriate transition rules and effective dates, any Treasury regulations or other guidance promulgated after consideration of these issues could materially and adversely affect the tax consequences of an investment in the notes, possibly with retroactive effect. You should consult your tax adviser regarding the U.S. federal income tax consequences of an investment in the notes, including the potential application of the constructive ownership rules, possible alternative treatments and the issues presented by this notice.

## PS-8 | Structured Investments

Uncapped Dual Directional Buffered Return Enhanced Notes Linked to the Lesser Performing of the iShares® MSCI EAFE ETF and the EURO STOXX 50® Index

**J.P.Morgan**

Section 871(m) of the Code and Treasury regulations promulgated thereunder ("Section 871(m)") generally impose a 30% withholding tax (unless an income tax treaty applies) on dividend equivalents paid or deemed paid to Non-U.S. Holders with respect to certain financial instruments linked to U.S. equities or indices that include U.S. equities. Section 871(m) provides certain exceptions to this withholding regime, including for instruments linked to certain broad-based indices that meet requirements set forth in the applicable Treasury regulations. Additionally, a recent IRS notice excludes from the scope of Section 871(m) instruments issued prior to January 1, 2023 that do not have a delta of one with respect to underlying securities that could pay U.S.-source dividends for U.S. federal income tax purposes (each an "Underlying Security"). Based on certain determinations made by us, we expect that Section 871(m) will not apply to the notes with regard to Non-U.S. Holders. Our determination is not binding on the IRS, and the IRS may disagree with this determination. Section 871(m) is complex and its application may depend on your particular circumstances, including whether you enter into other transactions with respect to an Underlying Security. If necessary, further information regarding the potential application of Section 871(m) will be provided in the pricing supplement for the notes. You should consult your tax adviser regarding the potential application of Section 871(m) to the notes.

Withholding under legislation commonly referred to as "FATCA" may (if the notes are recharacterized as debt instruments) apply to amounts treated as interest paid with respect to the notes, as well as to payments of gross proceeds of a taxable disposition, including redemption at maturity, of a note, although under regulations proposed in 2018 (the preamble to which specifies that taxpayers are permitted to rely on them pending finalization), no withholding will apply to payments of gross proceeds (other than any amount treated as interest). You should consult your tax adviser regarding the potential application of FATCA to the notes.

### The Estimated Value of the Notes

---

The estimated value of the notes set forth on the cover of this pricing supplement is equal to the sum of the values of the following hypothetical components: (1) a fixed-income debt component with the same maturity as the notes, valued using the internal funding rate described below, and (2) the derivative or derivatives underlying the economic terms of the notes. The estimated value of the notes does not represent a minimum price at which JPMS would be willing to buy your notes in any secondary market (if any exists) at any time. The internal funding rate used in the determination of the estimated value of the notes may differ from the market-implied funding rate for vanilla fixed income instruments of a similar maturity issued by JPMorgan Chase & Co. or its affiliates. Any difference may be based on, among other things, our and our affiliates' view of the funding value of the notes as well as the higher issuance, operational and ongoing liability management costs of the notes in comparison to those costs for the conventional fixed income instruments of JPMorgan Chase & Co. This internal funding rate is based on certain market inputs and assumptions, which may prove to be incorrect, and is intended to approximate the prevailing market replacement funding rate for the notes. The use of an internal funding rate and any potential changes to that rate may have an adverse effect on the terms of the notes and any secondary market prices of the notes. For additional information, see "Selected Risk Considerations — The Estimated Value of the Notes Is Derived by Reference to an Internal Funding Rate" in this pricing supplement.

The value of the derivative or derivatives underlying the economic terms of the notes is derived from internal pricing models of our affiliates. These models are dependent on inputs such as the traded market prices of comparable derivative instruments and on various other inputs, some of which are market-observable, and which can include volatility, dividend rates, interest rates and other factors, as well as assumptions about future market events and/or environments. Accordingly, the estimated value of the notes is determined when the terms of the notes are set based on market conditions and other relevant factors and assumptions existing at that time.

The estimated value of the notes does not represent future values of the notes and may differ from others' estimates. Different pricing models and assumptions could provide valuations for the notes that are greater than or less than the estimated value of the notes. In addition, market conditions and other relevant factors in the future may change, and any assumptions may prove to be incorrect. On future dates, the value of the notes could change significantly based on, among other things, changes in market conditions, our or JPMorgan Chase & Co.'s creditworthiness, interest rate movements and other relevant factors, which may impact the price, if any, at which JPMS would be willing to buy notes from you in secondary market transactions.

The estimated value of the notes will be lower than the original issue price of the notes because costs associated with selling, structuring and hedging the notes are included in the original issue price of the notes. These costs include the selling commissions paid to JPMS and other affiliated or unaffiliated dealers, the projected profits, if any, that our affiliates expect to realize for assuming risks inherent in hedging our obligations under the notes and the estimated cost of hedging our obligations under the notes. Because hedging our obligations entails risk and may be influenced by market forces beyond our control, this hedging may result in a profit that is more or less than expected, or it may result in a loss. A portion of the profits, if any, realized in hedging our obligations under the notes may be allowed to other affiliated or unaffiliated dealers, and we or one or more of our affiliates will retain any remaining hedging profits. See "Selected Risk Considerations — The Estimated Value of the Notes Will Be Lower Than the Original Issue Price (Price to Public) of the Notes" in this pricing supplement.

---

#### PS-9 | Structured Investments

Uncapped Dual Directional Buffered Return Enhanced Notes Linked to the Lesser Performing of the iShares<sup>®</sup> MSCI EAFE ETF and the EURO STOXX 50<sup>®</sup> Index

**J.P.Morgan**

## Secondary Market Prices of the Notes

---

For information about factors that will impact any secondary market prices of the notes, see “Risk Factors — Risks Relating to the Estimated Value and Secondary Market Prices of the Notes — Secondary market prices of the notes will be impacted by many economic and market factors” in the accompanying product supplement. In addition, we generally expect that some of the costs included in the original issue price of the notes will be partially paid back to you in connection with any repurchases of your notes by JPMS in an amount that will decline to zero over an initial predetermined period. These costs can include selling commissions, projected hedging profits, if any, and, in some circumstances, estimated hedging costs and our internal secondary market funding rates for structured debt issuances. This initial predetermined time period is intended to be the shorter of six months and one-half of the stated term of the notes. The length of any such initial period reflects the structure of the notes, whether our affiliates expect to earn a profit in connection with our hedging activities, the estimated costs of hedging the notes and when these costs are incurred, as determined by our affiliates. See “Selected Risk Considerations — The Value of the Notes as Published by JPMS (and Which May Be Reflected on Customer Account Statements) May Be Higher Than the Then-Current Estimated Value of the Notes for a Limited Time Period” in this pricing supplement.

## Supplemental Use of Proceeds

---

The notes are offered to meet investor demand for products that reflect the risk-return profile and market exposure provided by the notes. See “Hypothetical Payout Profile” and “How the Notes Work” in this pricing supplement for an illustration of the risk-return profile of the notes and “The Underlyings” in this pricing supplement for a description of the market exposure provided by the notes.

The original issue price of the notes is equal to the estimated value of the notes plus the selling commissions paid to JPMS and other affiliated or unaffiliated dealers, plus (minus) the projected profits (losses) that our affiliates expect to realize for assuming risks inherent in hedging our obligations under the notes, plus the estimated cost of hedging our obligations under the notes.

## Supplemental Notice to Investors

---

The notes may cause you to become subject to short position disclosure requirements if they confer a financial advantage on you in the event of a decrease in the price or value of any relevant shares under Regulation (EU) No. 236/2012 (the “Short Selling Regulation”). This will occur if the short position represented by the short exposure provided by the notes, when combined with other long and short positions you may hold, causes you to cross a relevant net short position disclosure threshold under the Short Selling Regulation. It is your responsibility to monitor your net short positions and to comply with the obligations applicable to you under the Short Selling Regulation. You should consult with your own legal and regulatory advisers regarding the notes should you have any concerns about these requirements.

## Supplemental Plan of Distribution

---

We expect that delivery of the notes will be made against payment for the notes on or about the Original Issue Date set forth on the front cover of this pricing supplement, which will be the third business day following the Pricing Date of the notes (this settlement cycle being referred to as “T+3”). Under Rule 15c6-1 of the Securities Exchange Act of 1934, as amended, trades in the secondary market generally are required to settle in two business days, unless the parties to that trade expressly agree otherwise. Accordingly, purchasers who wish to trade notes on any date prior to two business days before delivery will be required to specify an alternate settlement cycle at the time of any such trade to prevent a failed settlement and should consult their own advisors.

## Additional Terms Specific to the Notes

---

You may revoke your offer to purchase the notes at any time prior to the time at which we accept such offer by notifying the applicable agent. We reserve the right to change the terms of, or reject any offer to purchase, the notes prior to their issuance. In the event of any changes to the terms of the notes, we will notify you and you will be asked to accept such changes in connection with your purchase. You may also choose to reject such changes, in which case we may reject your offer to purchase.

You should read this pricing supplement together with the accompanying prospectus, as supplemented by the accompanying prospectus supplement relating to our Series A medium-term notes of which these notes are a part, and the more detailed information contained in the accompanying product supplement and the accompanying underlying supplement. This pricing supplement, together with the documents listed below, contains the terms of the notes and supersedes all other prior or contemporaneous oral statements as well as any other written materials including preliminary or indicative pricing terms, correspondence, trade ideas, structures for implementation, sample structures, fact sheets, brochures or other educational materials of ours. You should carefully consider, among other things, the matters set forth in the “Risk Factors” sections of the accompanying prospectus supplement, the accompanying product supplement and the accompanying underlying supplement, as the notes involve risks not associated with conventional debt securities. We urge you to consult your investment, legal, tax, accounting and other advisers before you invest in the notes.

You may access these documents on the SEC website at [www.sec.gov](http://www.sec.gov) as follows (or if such address has changed, by reviewing our filings for the relevant date on the SEC website):

- Product supplement no. 4-I dated April 8, 2020:  
[http://www.sec.gov/Archives/edgar/data/19617/000095010320007234/crt-dp125068\\_424b2.pdf](http://www.sec.gov/Archives/edgar/data/19617/000095010320007234/crt-dp125068_424b2.pdf)
- Underlying supplement no. 1-I dated April 8, 2020:  
[http://www.sec.gov/Archives/edgar/data/19617/000095010320007221/crt-dp125705\\_424b2.pdf](http://www.sec.gov/Archives/edgar/data/19617/000095010320007221/crt-dp125705_424b2.pdf)
- Prospectus supplement and prospectus, each dated April 8, 2020:  
[http://www.sec.gov/Archives/edgar/data/19617/000095010320007214/crt\\_dp124361-424b2.pdf](http://www.sec.gov/Archives/edgar/data/19617/000095010320007214/crt_dp124361-424b2.pdf)

Our Central Index Key, or CIK, on the SEC website is 1665650, and JPMorgan Chase & Co.'s CIK is 19617. As used in this pricing supplement, "we," "us" and "our" refer to JPMorgan Financial.

---

PS-11 | Structured Investments

Uncapped Dual Directional Buffered Return Enhanced Notes Linked to the Lesser  
Performing of the iShares<sup>®</sup> MSCI EAFE ETF and the EURO STOXX 50<sup>®</sup> Index

J.P.Morgan