



JPMorgan Chase Financial Company LLC
Structured Investments

\$947,000

Auto Callable Contingent Interest Notes Linked to the Least Performing of the iShares[®] Russell 2000 Value ETF, the NASDAQ-100 Index[®] and the Russell 2000[®] Index due June 23, 2025

Fully and Unconditionally Guaranteed by JPMorgan Chase & Co.

- The notes are designed for investors who seek a Contingent Interest Payment with respect to each Review Date for which the closing value of each of the iShares[®] Russell 2000 Value ETF, the NASDAQ-100 Index[®] and the Russell 2000[®] Index, which we refer to as the Underlyings, is greater than or equal to 60.00% of its Initial Value, which we refer to as an Interest Barrier.
- The notes will be automatically called if the closing value of each Underlying on any Review Date (other than the first, second and final Review Dates) is greater than or equal to its Initial Value.
- The earliest date on which an automatic call may be initiated is September 19, 2022.
- Investors should be willing to accept the risk of losing some or all of their principal and the risk that no Contingent Interest Payment may be made with respect to some or all Review Dates.
- Investors should also be willing to forgo fixed interest and dividend payments, in exchange for the opportunity to receive Contingent Interest Payments.
- The notes are unsecured and unsubordinated obligations of JPMorgan Chase Financial Company LLC, which we refer to as JPMorgan Financial, the payment on which is fully and unconditionally guaranteed by JPMorgan Chase & Co. **Any payment on the notes is subject to the credit risk of JPMorgan Financial, as issuer of the notes, and the credit risk of JPMorgan Chase & Co., as guarantor of the notes.**
- Payments on the notes are not linked to a basket composed of the Underlyings. Payments on the notes are linked to the performance of each of the Underlyings individually, as described below.
- Minimum denominations of \$1,000 and integral multiples thereof
- The notes priced on June 17, 2022 and are expected to settle on or about June 23, 2022.
- CUSIP: 48133G3P6

Investing in the notes involves a number of risks. See “Risk Factors” beginning on page S-2 of the accompanying prospectus supplement, “Risk Factors” beginning on page PS-12 of the accompanying product supplement, “Risk Factors” beginning on page US-3 of the accompanying underlying supplement and “Selected Risk Considerations” beginning on page PS-6 of this pricing supplement.

Neither the Securities and Exchange Commission (the “SEC”) nor any state securities commission has approved or disapproved of the notes or passed upon the accuracy or the adequacy of this pricing supplement or the accompanying product supplement, underlying supplement, prospectus supplement and prospectus. Any representation to the contrary is a criminal offense.

| | Price to Public (1) | Fees and Commissions (2) | Proceeds to Issuer |
|----------|---------------------|--------------------------|--------------------|
| Per note | \$1,000 | \$6.7529 | \$993.2471 |
| Total | \$947,000 | \$6,395 | \$940,605 |

(1) See “Supplemental Use of Proceeds” in this pricing supplement for information about the components of the price to public of the notes.

(2) J.P. Morgan Securities LLC, which we refer to as JPMS, acting as agent for JPMorgan Financial, will pay all of the selling commissions it receives from us to other affiliated or unaffiliated dealers. These selling commissions will vary and will be up to \$10.00 per \$1,000 principal amount note. See “Plan of Distribution (Conflicts of Interest)” in the accompanying product supplement.

The estimated value of the notes, when the terms of the notes were set, was \$962.90 per \$1,000 principal amount note. See “The Estimated Value of the Notes” in this pricing supplement for additional information.

The notes are not bank deposits, are not insured by the Federal Deposit Insurance Corporation or any other governmental agency and are not obligations of, or guaranteed by, a bank.

*This pricing supplement amends and restates and supersedes the original pricing supplement related hereto dated June 17, 2022 to product supplement no. 4-II in its entirety (the original pricing supplement is available on the SEC website at http://www.sec.gov/Archives/edgar/data/0001665650/000121390022034289/s138193_424b2.htm).

Pricing supplement to product supplement no. 4-II dated November 4, 2020, underlying supplement no. 1-II dated November 4, 2020 and the prospectus and prospectus supplement, each dated April 8, 2020

Key Terms

Issuer: JPMorgan Chase Financial Company LLC, an indirect, wholly owned finance subsidiary of JPMorgan Chase & Co.

Guarantor: JPMorgan Chase & Co.

Underlyings: The NASDAQ-100 Index[®] (Bloomberg ticker: NDX) and the Russell 2000[®] Index (Bloomberg ticker: RTY) (each an “Index” and collectively, the “Indices”) and the iShares[®] Russell 2000 Value ETF (Bloomberg ticker: IWN) (the “Fund”) (each of the Indices and the Fund, an “Underlying” and collectively, the “Underlyings”)

Contingent Interest Payments:

If the notes have not been automatically called and the closing value of each Underlying on any Review Date is greater than or equal to its Interest Barrier, you will receive on the applicable Interest Payment Date for each \$1,000 principal amount note a Contingent Interest Payment of \$9.0833 (equivalent to a Contingent Interest Rate of 10.90% per annum, payable at a rate of 0.90833% per month).

If the closing value of any Underlying on any Review Date is less than its Interest Barrier, no Contingent Interest Payment will be made with respect to that Review Date.

Contingent Interest Rate: 10.90% per annum, payable at a rate of 0.90833% per month

Interest Barrier/Trigger Value: With respect to each Underlying, 60.00% of its Initial Value, which is \$80.904 for the iShares[®] Russell 2000 Value ETF, 6,759.594 for the NASDAQ-100 Index[®] and 999.4164 for the Russell 2000[®] Index

Pricing Date: June 17, 2022

Original Issue Date (Settlement Date): On or about June 23, 2022

Review Dates*: July 18, 2022, August 17, 2022, September 19, 2022, October 17, 2022, November 17, 2022, December 19, 2022, January 17, 2023, February 17, 2023, March 17, 2023, April 17, 2023, May 17, 2023, June 20, 2023, July 17, 2023, August 17, 2023, September 18, 2023, October 17, 2023, November 17, 2023, December 18, 2023, January 17, 2024, February 20, 2024, March 18, 2024, April 17, 2024, May 17, 2024, June 17, 2024, July 17, 2024, August 19, 2024, September 17, 2024, October 17, 2024, November 18, 2024, December 17, 2024, January 17, 2025, February 18, 2025, March 17, 2025, April 17, 2025, May 19, 2025 and June 17, 2025 (final Review Date)

Interest Payment Dates*: July 21, 2022, August 22, 2022, September 22, 2022, October 20, 2022, November 22, 2022, December 22, 2022, January 20, 2023, February 23, 2023, March 22, 2023, April 20, 2023, May 22, 2023, June 23, 2023, July 20, 2023, August 22, 2023, September 21, 2023, October 20, 2023, November 22, 2023, December 21, 2023, January 22, 2024, February 23, 2024, March 21, 2024, April 22, 2024, May 22, 2024, June 21, 2024, July 22, 2024, August 22, 2024, September 20, 2024, October 22, 2024, November 21, 2024, December 20, 2024, January 23, 2025, February 21, 2025, March 20, 2025, April 23, 2025, May 22, 2025 and the Maturity Date

Maturity Date*: June 23, 2025

Call Settlement Date*: If the notes are automatically called on any Review Date (other than the first, second and final Review Dates), the first Interest Payment Date immediately following that Review Date

Automatic Call:

If the closing value of each Underlying on any Review Date (other than the first, second and final Review Dates) is greater than or equal to its Initial Value, the notes will be automatically called for a cash payment, for each \$1,000 principal amount note, equal to (a) \$1,000 *plus* (b) the Contingent Interest Payment applicable to that Review Date, payable on the applicable Call Settlement Date. No further payments will be made on the notes.

Payment at Maturity:

If the notes have not been automatically called and the Final Value of each Underlying is greater than or equal to its Trigger Value, you will receive a cash payment at maturity, for each \$1,000 principal amount note, equal to (a) \$1,000 *plus* (b) the Contingent Interest Payment applicable to the final Review Date.

If the notes have not been automatically called and the Final Value of any Underlying is less than its Trigger Value, your payment at maturity per \$1,000 principal amount note will be calculated as follows:

$$\$1,000 + (\$1,000 \times \text{Least Performing Underlying Return})$$

If the notes have not been automatically called and the Final Value of any Underlying is less than its Trigger Value, you will lose more than 40.00% of your principal amount at maturity and could lose all of your principal amount at maturity.

Least Performing Underlying: The Underlying with the Least Performing Underlying Return

Least Performing Underlying Return: The lowest of the Underlying Returns of the Underlyings

Underlying Return: With respect to each Underlying,

$$\frac{(\text{Final Value} - \text{Initial Value})}{\text{Initial Value}}$$

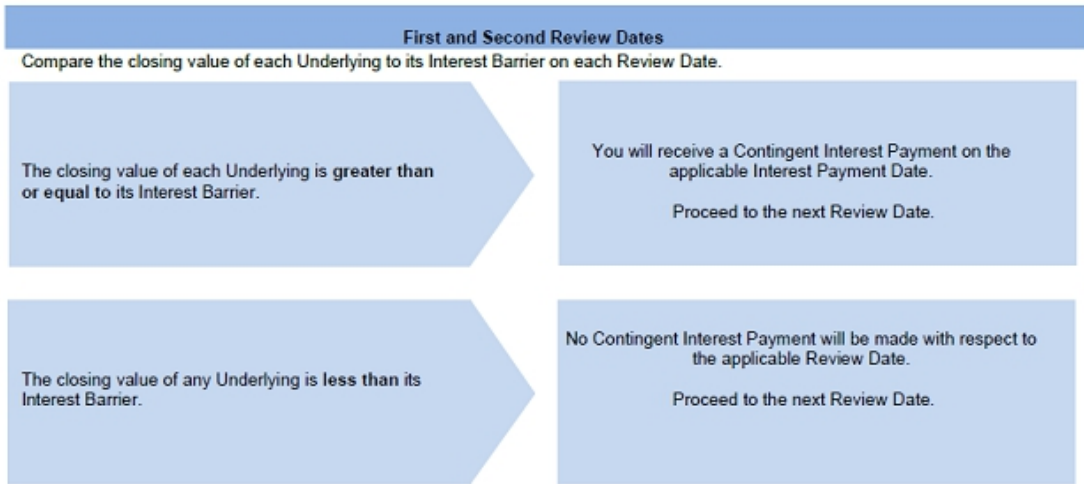
Initial Value: With respect to each Underlying, the closing value of that Underlying on the Pricing Date, which was \$134.84 for the iShares[®] Russell 2000 Value ETF, 11,265.99 for the NASDAQ-100 Index[®] and 1,665.694 for the Russell 2000[®] Index

Final Value: With respect to each Underlying, the closing value of that Underlying on the final Review Date

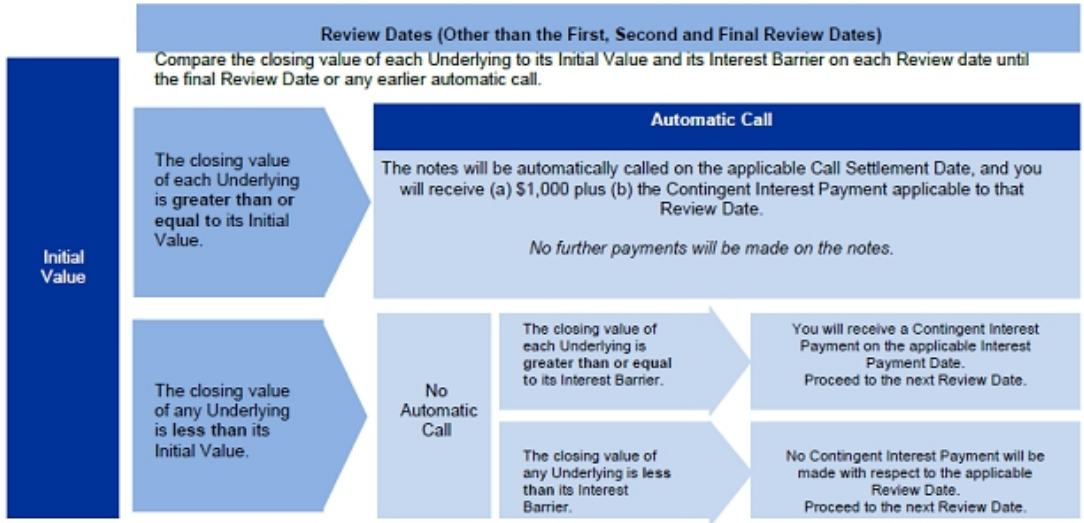
Share Adjustment Factor: The Share Adjustment Factor is referenced in determining the closing value of the Fund and is set equal to 1.0 on the Pricing Date. The Share Adjustment Factor is subject to adjustment upon the occurrence of certain events affecting the Fund. See “The Underlyings – Funds – Anti-Dilution Adjustments” in the accompanying product supplement for further information.

* Subject to postponement in the event of a market disruption event and as described under “General Terms of Notes — Postponement of a Determination Date — Notes Linked to Multiple Underlyings” and “General Terms of Notes — Postponement of a Payment Date” in the accompanying product supplement

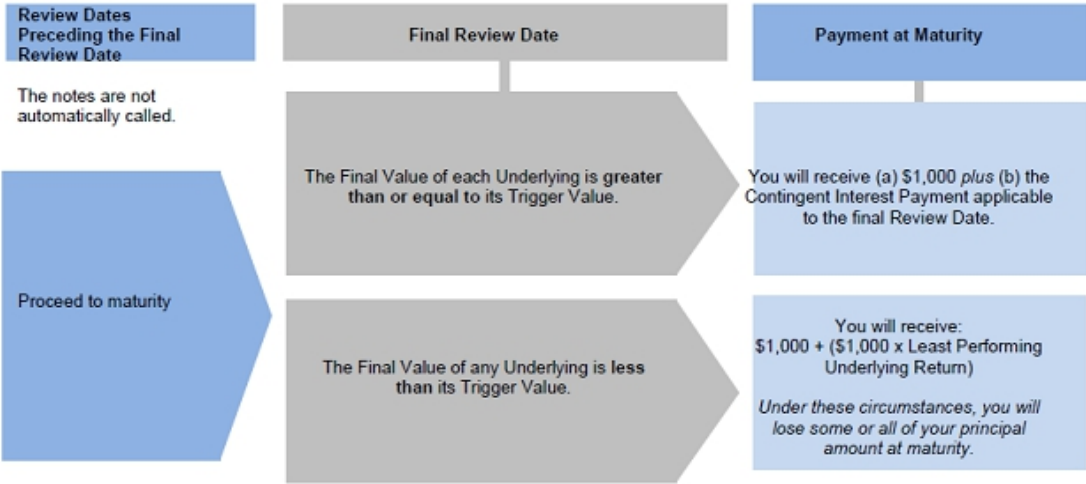
Payments in Connection with the First and Second Review Dates



Payments in Connection with Review Dates (Other than the First, Second and Final Review Dates)



Payment at Maturity If the Notes Have Not Been Automatically Called



Total Contingent Interest Payments

The table below illustrates the total Contingent Interest Payments per \$1,000 principal amount note over the term of the notes based on the Contingent Interest Rate of 10.90% per annum, depending on how many Contingent Interest Payments are made prior to automatic call or maturity.

| Number of Contingent Interest Payments | Total Contingent Interest Payments |
|--|------------------------------------|
| 36 | \$327.0000 |
| 35 | \$317.9167 |
| 34 | \$308.8333 |
| 33 | \$299.7500 |
| 32 | \$290.6667 |
| 31 | \$281.5833 |
| 30 | \$272.5000 |
| 29 | \$263.4167 |
| 28 | \$254.3333 |
| 27 | \$245.2500 |
| 26 | \$236.1667 |
| 25 | \$227.0833 |
| 24 | \$218.0000 |
| 23 | \$208.9167 |
| 22 | \$199.8333 |
| 21 | \$190.7500 |
| 20 | \$181.6667 |
| 19 | \$172.5833 |
| 18 | \$163.5000 |
| 17 | \$154.4167 |
| 16 | \$145.3333 |
| 15 | \$136.2500 |
| 14 | \$127.1667 |
| 13 | \$118.0833 |
| 12 | \$109.0000 |
| 11 | \$99.9167 |
| 10 | \$90.8333 |
| 9 | \$81.7500 |
| 8 | \$72.6667 |
| 7 | \$63.5833 |
| 6 | \$54.5000 |
| 5 | \$45.4167 |
| 4 | \$36.3333 |
| 3 | \$27.2500 |
| 2 | \$18.1667 |
| 1 | \$9.0833 |
| 0 | \$0.0000 |

Hypothetical Payout Examples

The following examples illustrate payments on the notes linked to three hypothetical Underlyings, assuming a range of performances for the hypothetical Least Performing Underlying on the Review Dates. **Each hypothetical payment set forth below assumes that the closing value of each Underlying that is not the Least Performing Underlying on each Review Date is greater than or equal to its Initial Value (and therefore its Interest Barrier and Trigger Value).**

In addition, the hypothetical payments set forth below assume the following:

- an Initial Value for the Least Performing Underlying of 100.00;
- an Interest Barrier and a Trigger Value for the Least Performing Underlying of 60.00 (equal to 60.00% of its hypothetical Initial Value); and
- a Contingent Interest Rate of 10.90% per annum (payable at a rate of 0.90833% per month).

The hypothetical Initial Value of the Least Performing Underlying of 100.00 has been chosen for illustrative purposes only and does not represent the actual Initial Value of any Underlying.

The actual Initial Value of each Underlying is the closing value of that Underlying on the Pricing Date and is specified under “Key Terms - Initial Value” in this pricing supplement. For historical data regarding the actual closing values of each Underlying, please see the historical information set forth under “The Underlyings” in this pricing supplement.

Each hypothetical payment set forth below is for illustrative purposes only and may not be the actual payment applicable to a purchaser of the notes. The numbers appearing in the following examples have been rounded for ease of analysis.

Example 1 — Notes are automatically called on the third Review Date.

| Date | Closing Value of Least Performing Underlying | Payment (per \$1,000 principal amount note) |
|--------------------|--|---|
| First Review Date | 105.00 | \$9.0833 |
| Second Review Date | 110.00 | \$9.0833 |
| Third Review Date | 110.00 | \$1,009.0833 |
| Total Payment | | \$1,027.25 (2.725% return) |

Because the closing value of each Underlying on the third Review Date is greater than or equal to its Initial Value, the notes will be automatically called for a cash payment, for each \$1,000 principal amount note, of \$1,009.0833 (or \$1,000 *plus* the Contingent Interest Payment applicable to the third Review Date), payable on the applicable Call Settlement Date. The notes are not automatically callable before the third Review Date, even though the closing value of each Underlying on each of the first and second Review Dates is greater than its Initial Value. When added to the Contingent Interest Payments received with respect to the prior Review Dates, the total amount paid, for each \$1,000 principal amount note, is \$1,027.25. No further payments will be made on the notes.

Example 2 — Notes have NOT been automatically called and the Final Value of the Least Performing Underlying is greater than or equal to its Trigger Value.

| Date | Closing Value of Least Performing Underlying | Payment (per \$1,000 principal amount note) |
|---|--|---|
| First Review Date | 95.00 | \$9.0833 |
| Second Review Date | 85.00 | \$9.0833 |
| Third through Thirty-Fifth Review Dates | Less than Interest Barrier | \$0 |
| Final Review Date | 90.00 | \$1,009.0833 |
| Total Payment | | \$1,027.25 (2.725% return) |

Because the notes have not been automatically called and the Final Value of the Least Performing Underlying is greater than or equal to its Trigger Value, the payment at maturity, for each \$1,000 principal amount note, will be \$1,009.0833 (or \$1,000 *plus* the Contingent Interest Payment applicable to the final Review Date). When added to the Contingent Interest Payments received with respect to the prior Review Dates, the total amount paid, for each \$1,000 principal amount note, is \$1,027.25.

Example 3 — Notes have NOT been automatically called and the Final Value of the Least Performing Underlying is less than its Trigger Value.

| Date | Closing Value of Least Performing Underlying | Payment (per \$1,000 principal amount note) |
|---|--|---|
| First Review Date | 50.00 | \$0 |
| Second Review Date | 55.00 | \$0 |
| Third through Thirty-Fifth Review Dates | Less than Interest Barrier | \$0 |
| Final Review Date | 50.00 | \$500.00 |
| Total Payment | | \$500.00 (-50.00% return) |

Because the notes have not been automatically called, the Final Value of the Least Performing Underlying is less than its Trigger Value and the Least Performing Underlying Return is -50.00%, the payment at maturity will be \$500.00 per \$1,000 principal amount note, calculated as follows:

$$\$1,000 + [\$1,000 \times (-50.00\%)] = \$500.00$$

The hypothetical returns and hypothetical payments on the notes shown above apply **only if you hold the notes for their entire term or until automatically called**. These hypotheticals do not reflect the fees or expenses that would be associated with any sale in the secondary market. If these fees and expenses were included, the hypothetical returns and hypothetical payments shown above would likely be lower.

Selected Risk Considerations

An investment in the notes involves significant risks. These risks are explained in more detail in the “Risk Factors” sections of the accompanying prospectus supplement, product supplement and underlying supplement.

- **YOUR INVESTMENT IN THE NOTES MAY RESULT IN A LOSS —**

The notes do not guarantee any return of principal. If the notes have not been automatically called and the Final Value of any Underlying is less than its Trigger Value, you will lose 1% of the principal amount of your notes for every 1% that the Final Value of the Least Performing Underlying is less than its Initial Value. Accordingly, under these circumstances, you will lose more than 40.00% of your principal amount at maturity and could lose all of your principal amount at maturity.

- **THE NOTES DO NOT GUARANTEE THE PAYMENT OF INTEREST AND MAY NOT PAY ANY INTEREST AT ALL —**

If the notes have not been automatically called, we will make a Contingent Interest Payment with respect to a Review Date only if the closing value of each Underlying on that Review Date is greater than or equal to its Interest Barrier. If the closing value of any Underlying on that Review Date is less than its Interest Barrier, no Contingent Interest Payment will be made with respect to that Review Date. Accordingly, if the closing value of any Underlying on each Review Date is less than its Interest Barrier, you will not receive any interest payments over the term of the notes.

- **CREDIT RISKS OF JPMORGAN FINANCIAL AND JPMORGAN CHASE & CO. —**

Investors are dependent on our and JPMorgan Chase & Co.’s ability to pay all amounts due on the notes. Any actual or potential change in our or JPMorgan Chase & Co.’s creditworthiness or credit spreads, as determined by the market for taking that credit risk, is likely to adversely affect the value of the notes. If we and JPMorgan Chase & Co. were to default on our payment obligations, you may not receive any amounts owed to you under the notes and you could lose your entire investment.

- **AS A FINANCE SUBSIDIARY, JPMORGAN FINANCIAL HAS NO INDEPENDENT OPERATIONS AND HAS LIMITED ASSETS —**

As a finance subsidiary of JPMorgan Chase & Co., we have no independent operations beyond the issuance and administration of our securities. Aside from the initial capital contribution from JPMorgan Chase & Co., substantially all of our assets relate to obligations of our affiliates to make payments under loans made by us or other intercompany agreements. As a result, we are dependent upon payments from our affiliates to meet our obligations under the notes. If these affiliates do not make payments to us and we fail to make payments on the notes, you may have to seek payment under the related guarantee by JPMorgan Chase & Co., and that guarantee will rank *pari passu* with all other unsecured and unsubordinated obligations of JPMorgan Chase & Co.

- **THE APPRECIATION POTENTIAL OF THE NOTES IS LIMITED TO THE SUM OF ANY CONTINGENT INTEREST PAYMENTS THAT MAY BE PAID OVER THE TERM OF THE NOTES,**

regardless of any appreciation of any Underlying, which may be significant. You will not participate in any appreciation of any Underlying.

- **POTENTIAL CONFLICTS —**

We and our affiliates play a variety of roles in connection with the notes. In performing these duties, our and JPMorgan Chase & Co.’s economic interests are potentially adverse to your interests as an investor in the notes. It is possible that hedging or trading activities of ours or our affiliates in connection with the notes could result in substantial returns for us or our affiliates while the value of the notes declines. Please refer to “Risk Factors — Risks Relating to Conflicts of Interest” in the accompanying product supplement.

- **AN INVESTMENT IN THE NOTES IS SUBJECT TO RISKS ASSOCIATED WITH SMALL CAPITALIZATION STOCKS WITH RESPECT TO THE ISHARES® RUSSELL 2000 VALUE ETF AND THE RUSSELL 2000® INDEX —**
Small capitalization companies may be less able to withstand adverse economic, market, trade and competitive conditions relative to larger companies. Small capitalization companies are less likely to pay dividends on their stocks, and the presence of a dividend payment could be a factor that limits downward stock price pressure under adverse market conditions.
- **THE INVESTMENT STRATEGY REPRESENTED BY THE FUND MAY NOT BE SUCCESSFUL —**
The Fund seeks to track the investment results, before fees and expenses, of an index composed of small capitalization U.S. equities that exhibit value characteristics, which is currently the Russell 2000® Value Index. The Russell 2000® Value Index measures the capitalization-weighted price performance of the stocks included in the Russell 2000® Index that are determined by FTSE Russell to be value oriented, with lower price-to-book ratios and lower forecasted growth values. A “value” investment strategy is premised on the goal of investing in stocks that are determined to be relatively cheap or “undervalued” under the assumption that the value of those stocks will increase over time as the market comes to reflect the “fair” market value of those stocks. However, the value characteristics referenced by the Russell 2000® Value Index may not be accurate predictors of undervalued stocks, and there is no guarantee that undervalued stocks will appreciate. In addition, the Russell 2000® Value Index’s selection methodology includes a significant bias against stocks with strong growth characteristics, and stocks with strong growth characteristics may outperform stocks with weak growth characteristics. There is no assurance that the Fund will outperform any other index, exchange-traded fund or strategy that tracks U.S. stocks selected using other criteria and may underperform the Russell 2000® Index as a whole. It is possible that the stock selection methodology of the Russell 2000® Value Index will adversely affect its return and, consequently, the level of the Russell 2000® Value Index, the price of one share of the Fund and the value and return of the notes.
- **NON-U.S. SECURITIES RISK WITH RESPECT TO THE NASDAQ-100 INDEX® —**
Some of the equity securities included in the NASDAQ-100 Index® have been issued by non-U.S. companies. Investments in securities linked to the value of such non-U.S. equity securities involve risks associated with the securities markets in the home countries of the issuers of those non-U.S. equity securities. Also, there is generally less publicly available information about companies in some of these jurisdictions than there is about U.S. companies that are subject to the reporting requirements of the SEC.
- **YOU ARE EXPOSED TO THE RISK OF DECLINE IN THE VALUE OF EACH UNDERLYING—**
Payments on the notes are not linked to a basket composed of the Underlyings and are contingent upon the performance of each individual Underlying. Poor performance by any of the Underlyings over the term of the notes may result in the notes not being automatically called on a Review Date, may negatively affect whether you will receive a Contingent Interest Payment on any Interest Payment Date and your payment at maturity and will not be offset or mitigated by positive performance by any other Underlying.
- **YOUR PAYMENT AT MATURITY WILL BE DETERMINED BY THE LEAST PERFORMING UNDERLYING.**
- **THE BENEFIT PROVIDED BY THE TRIGGER VALUE MAY TERMINATE ON THE FINAL REVIEW DATE—**
If the Final Value of any Underlying is less than its Trigger Value and the notes have not been automatically called, the benefit provided by the Trigger Value will terminate and you will be fully exposed to any depreciation of the Least Performing Underlying.
- **THE AUTOMATIC CALL FEATURE MAY FORCE A POTENTIAL EARLY EXIT —**
If your notes are automatically called, the term of the notes may be reduced to as short as approximately three months and you will not receive any Contingent Interest Payments after the applicable Call Settlement Date. There is no guarantee that you would be able to reinvest the proceeds from an investment in the notes at a comparable return and/or with a comparable interest rate for a similar level of risk. Even in cases where the notes are called before maturity, you are not entitled to any fees and commissions described on the front cover of this pricing supplement.
- **YOU WILL NOT RECEIVE DIVIDENDS ON THE FUND OR THE SECURITIES INCLUDED IN OR HELD BY ANY UNDERLYING OR HAVE ANY RIGHTS WITH RESPECT TO THE FUND OR THOSE SECURITIES.**
- **THERE ARE RISKS ASSOCIATED WITH THE FUND—**
The Fund is subject to management risk, which is the risk that the investment strategies of the Fund’s investment adviser, the implementation of which is subject to a number of constraints, may not produce the intended results. These constraints could adversely affect the market price of the shares of the Fund and, consequently, the value of the notes.

- THE PERFORMANCE AND MARKET VALUE OF THE FUND, PARTICULARLY DURING PERIODS OF MARKET VOLATILITY, MAY NOT CORRELATE WITH THE PERFORMANCE OF THE FUND'S UNDERLYING INDEX AS WELL AS THE NET ASSET VALUE PER SHARE —**

The Fund does not fully replicate its Underlying Index (as defined under "The Underlyings" below) and may hold securities different from those included in its Underlying Index. In addition, the performance of the Fund will reflect additional transaction costs and fees that are not included in the calculation of its Underlying Index. All of these factors may lead to a lack of correlation between the performance of the Fund and its Underlying Index. In addition, corporate actions with respect to the equity securities underlying the Fund (such as mergers and spin-offs) may impact the variance between the performances of the Fund and its Underlying Index. Finally, because the shares of the Fund are traded on a securities exchange and are subject to market supply and investor demand, the market value of one share of the Fund may differ from the net asset value per share of the Fund.

During periods of market volatility, securities underlying the Fund may be unavailable in the secondary market, market participants may be unable to calculate accurately the net asset value per share of the Fund and the liquidity of the Fund may be adversely affected. This kind of market volatility may also disrupt the ability of market participants to create and redeem shares of the Fund. Further, market volatility may adversely affect, sometimes materially, the prices at which market participants are willing to buy and sell shares of the Fund. As a result, under these circumstances, the market value of shares of the Fund may vary substantially from the net asset value per share of the Fund. For all of the foregoing reasons, the performance of the Fund may not correlate with the performance of its Underlying Index as well as the net asset value per share of the Fund, which could materially and adversely affect the value of the notes in the secondary market and/or reduce any payment on the notes.
- THE ANTI-DILUTION PROTECTION FOR THE FUND IS LIMITED —**

The calculation agent will make adjustments to the Share Adjustment Factor for the Fund for certain events affecting the shares of the Fund. However, the calculation agent will not make an adjustment in response to all events that could affect the shares of the Fund. If an event occurs that does not require the calculation agent to make an adjustment, the value of the notes may be materially and adversely affected.
- THE RISK OF THE CLOSING VALUE OF AN UNDERLYING FALLING BELOW ITS INTEREST BARRIER OR TRIGGER VALUE IS GREATER IF THE VALUE OF THAT UNDERLYING IS VOLATILE.**
- LACK OF LIQUIDITY—**

The notes will not be listed on any securities exchange. Accordingly, the price at which you may be able to trade your notes is likely to depend on the price, if any, at which JPMS is willing to buy the notes. You may not be able to sell your notes. The notes are not designed to be short-term trading instruments. Accordingly, you should be able and willing to hold your notes to maturity.
- THE ESTIMATED VALUE OF THE NOTES IS LOWER THAN THE ORIGINAL ISSUE PRICE (PRICE TO PUBLIC) OF THE NOTES —**

The estimated value of the notes is only an estimate determined by reference to several factors. The original issue price of the notes exceeds the estimated value of the notes because costs associated with selling, structuring and hedging the notes are included in the original issue price of the notes. These costs include the selling commissions, the projected profits, if any, that our affiliates expect to realize for assuming risks inherent in hedging our obligations under the notes and the estimated cost of hedging our obligations under the notes. See "The Estimated Value of the Notes" in this pricing supplement.
- THE ESTIMATED VALUE OF THE NOTES DOES NOT REPRESENT FUTURE VALUES OF THE NOTES AND MAY DIFFER FROM OTHERS' ESTIMATES —**

See "The Estimated Value of the Notes" in this pricing supplement.
- THE ESTIMATED VALUE OF THE NOTES IS DERIVED BY REFERENCE TO AN INTERNAL FUNDING RATE —**

The internal funding rate used in the determination of the estimated value of the notes may differ from the market-implied funding rate for vanilla fixed income instruments of a similar maturity issued by JPMorgan Chase & Co. or its affiliates. Any difference may be based on, among other things, our and our affiliates' view of the funding value of the notes as well as the higher issuance, operational and ongoing liability management costs of the notes in comparison to those costs for the conventional fixed income instruments of JPMorgan Chase & Co. This internal funding rate is based on certain market inputs and assumptions, which may prove to be incorrect, and is intended to approximate the prevailing market replacement funding rate for the notes. The use of an internal funding rate and any potential changes to that rate may have an adverse effect on the terms of the notes and any secondary market prices of the notes. See "The Estimated Value of the Notes" in this pricing supplement.
- THE VALUE OF THE NOTES AS PUBLISHED BY JPMS (AND WHICH MAY BE REFLECTED ON CUSTOMER ACCOUNT STATEMENTS) MAY BE HIGHER THAN THE THEN-CURRENT ESTIMATED VALUE OF THE NOTES FOR A LIMITED TIME PERIOD —**

We generally expect that some of the costs included in the original issue price of the notes will be partially paid back to you in connection with any repurchases of your notes by JPMS in an amount that will decline to zero over an initial predetermined period. See "Secondary Market Prices of the Notes" in this pricing supplement for additional information relating to this initial period. Accordingly, the estimated value of your notes during this initial period may be lower than the value of the notes as published by JPMS (and which may be shown on your customer account statements).
- SECONDARY MARKET PRICES OF THE NOTES WILL LIKELY BE LOWER THAN THE ORIGINAL ISSUE PRICE OF THE NOTES —**

Any secondary market prices of the notes will likely be lower than the original issue price of the notes because, among other things, secondary market prices take into account our internal secondary market funding rates for structured debt issuances and, also, because secondary market prices may exclude selling commissions, projected hedging profits, if any, and estimated hedging costs that are included in the original issue price of the notes. As a result, the price, if any, at which JPMS will be willing to buy the notes from you in secondary market transactions, if at all, is likely to be lower than the original issue price. Any sale by you prior to the Maturity Date could result in a substantial loss to you.

• **SECONDARY MARKET PRICES OF THE NOTES WILL BE IMPACTED BY MANY ECONOMIC AND MARKET FACTORS —**

The secondary market price of the notes during their term will be impacted by a number of economic and market factors, which may either offset or magnify each other, aside from the selling commissions, projected hedging profits, if any, estimated hedging costs and the values of the Underlyings. Additionally, independent pricing vendors and/or third party broker-dealers may publish a price for the notes, which may also be reflected on customer account statements. This price may be different (higher or lower) than the price of the notes, if any, at which JPMS may be willing to purchase your notes in the secondary market. See “Risk Factors — Risks Relating to the Estimated Value and Secondary Market Prices of the Notes — Secondary market prices of the notes will be impacted by many economic and market factors” in the accompanying product supplement.

The Underlyings

The Fund is an exchange-traded fund of iShares® Trust, a registered investment company, that seeks to track the investment results, before fees and expenses, of an index composed of small capitalization U.S. equities that exhibit value characteristics, which we refer to as the Underlying Index with respect to the Fund. The Underlying Index for the Fund is currently the Russell 2000® Value Index. The Russell 2000® Value Index measures the capitalization-weighted price performance of the stocks included in the Russell 2000® Index that are determined by FTSE Russell to be value oriented, with lower price-to-book ratios and lower forecasted growth values. For additional information about the Fund, see “Fund Descriptions — The iShares® ETFs” in the accompanying underlying supplement. For purposes of the accompanying underlying supplement, the Fund is an “iShares® ETF.” For additional information about the Russell 2000® Value Index, see Annex A in this pricing supplement.

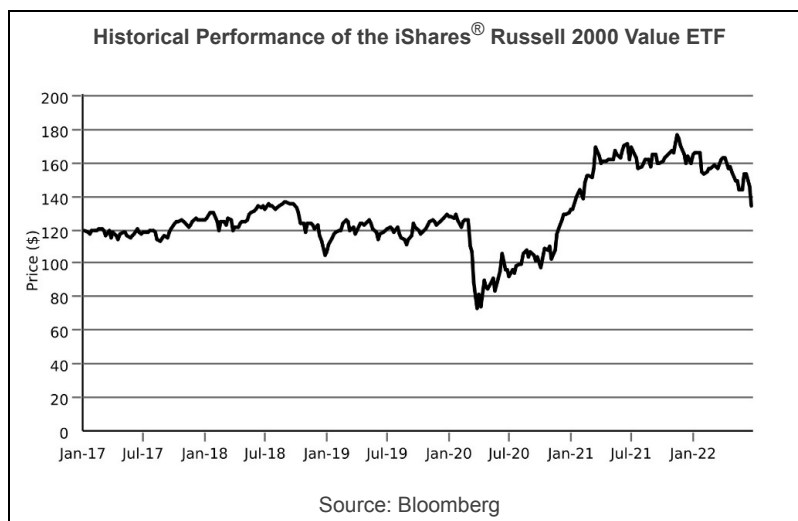
The NASDAQ-100 Index® is a modified market capitalization-weighted index of 100 of the largest non-financial securities listed on The NASDAQ Stock Market based on market capitalization. For additional information about the NASDAQ-100 Index®, see “Equity Index Descriptions — The NASDAQ-100 Index®” in the accompanying underlying supplement.

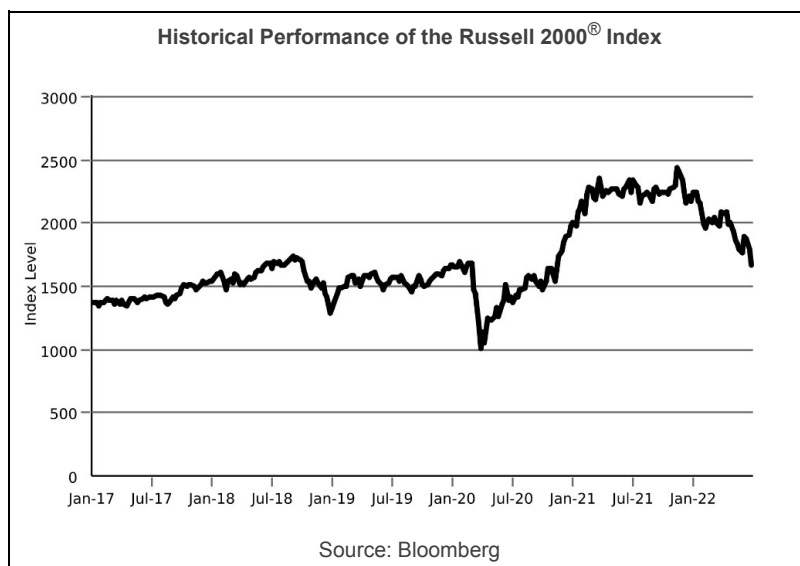
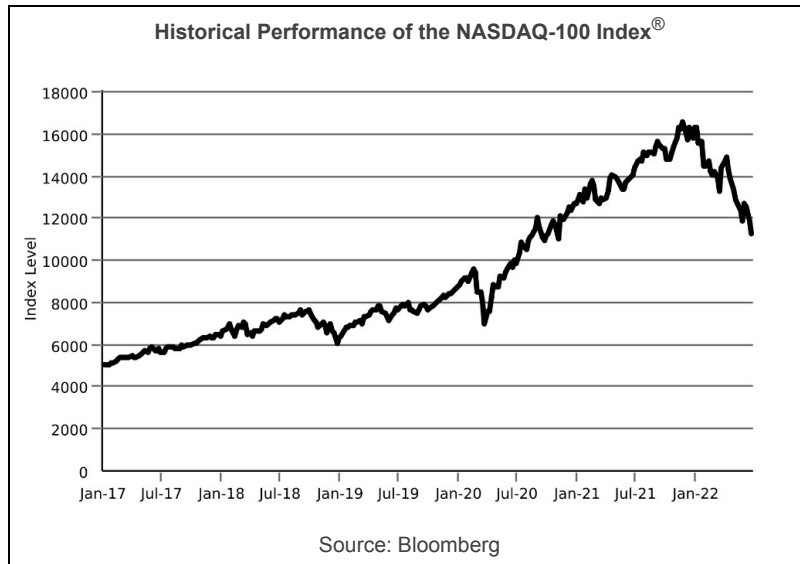
The Russell 2000® Index consists of the middle 2,000 companies included in the Russell 3000E™ Index and, as a result of the index calculation methodology, consists of the smallest 2,000 companies included in the Russell 3000® Index. The Russell 2000® Index is designed to track the performance of the small capitalization segment of the U.S. equity market. For additional information about the Russell 2000® Index, see “Equity Index Descriptions — The Russell Indices” in the accompanying underlying supplement.

Historical Information

The following graphs set forth the historical performance of each Underlying based on the weekly historical closing values from January 6, 2017 through June 17, 2022. The closing value of the iShares® Russell 2000 Value ETF on June 17, 2022 was \$134.84. The closing value of the NASDAQ-100 Index® on June 17, 2022 was 11,265.99. The closing value of the Russell 2000® Index on June 17, 2022 was 1,665.694. We obtained the closing values above and below from the Bloomberg Professional® service (“Bloomberg”), without independent verification. The closing values of the Fund above and below may have been adjusted by Bloomberg for actions taken by the Fund, such as stock splits.

The historical closing values of each Underlying should not be taken as an indication of future performance, and no assurance can be given as to the closing value of any Underlying on any Review Date. There can be no assurance that the performance of the Underlyings will result in the return of any of your principal amount or the payment of any interest.





PS-10 | Structured Investments

Auto Callable Contingent Interest Notes Linked to the Least Performing of the iShares®
 Russell 2000 Value ETF, the NASDAQ-100 Index® and the Russell 2000® Index

J.P.Morgan

Tax Treatment

You should review carefully the section entitled “Material U.S. Federal Income Tax Consequences” in the accompanying product supplement no. 4-II. In determining our reporting responsibilities we intend to treat (i) the notes for U.S. federal income tax purposes as prepaid forward contracts with associated contingent coupons and (ii) any Contingent Interest Payments as ordinary income, as described in the section entitled “Material U.S. Federal Income Tax Consequences — Tax Consequences to U.S. Holders — Notes Treated as Prepaid Forward Contracts with Associated Contingent Coupons” in the accompanying product supplement. Based on the advice of Davis Polk & Wardwell LLP, our special tax counsel, we believe that this is a reasonable treatment, but that there are other reasonable treatments that the IRS or a court may adopt, in which case the timing and character of any income or loss on the notes could be materially affected. In addition, in 2007 Treasury and the IRS released a notice requesting comments on the U.S. federal income tax treatment of “prepaid forward contracts” and similar instruments. The notice focuses in particular on whether to require investors in these instruments to accrue income over the term of their investment. It also asks for comments on a number of related topics, including the character of income or loss with respect to these instruments and the relevance of factors such as the nature of the underlying property to which the instruments are linked. While the notice requests comments on appropriate transition rules and effective dates, any Treasury regulations or other guidance promulgated after consideration of these issues could materially affect the tax consequences of an investment in the notes, possibly with retroactive effect. The discussions above and in the accompanying product supplement do not address the consequences to taxpayers subject to special tax accounting rules under Section 451(b) of the Code. You should consult your tax adviser regarding the U.S. federal income tax consequences of an investment in the notes, including possible alternative treatments and the issues presented by the notice described above.

Non-U.S. Holders — Tax Considerations. The U.S. federal income tax treatment of Contingent Interest Payments is uncertain, and although we believe it is reasonable to take a position that Contingent Interest Payments are not subject to U.S. withholding tax (at least if an applicable Form W-8 is provided), a withholding agent may nonetheless withhold on these payments (generally at a rate of 30%, subject to the possible reduction of that rate under an applicable income tax treaty), unless income from your notes is effectively connected with your conduct of a trade or business in the United States (and, if an applicable treaty so requires, attributable to a permanent establishment in the United States). If you are not a United States person, you are urged to consult your tax adviser regarding the U.S. federal income tax consequences of an investment in the notes in light of your particular circumstances.

Section 871(m) of the Code and Treasury regulations promulgated thereunder (“Section 871(m)”) generally impose a 30% withholding tax (unless an income tax treaty applies) on dividend equivalents paid or deemed paid to Non-U.S. Holders with respect to certain financial instruments linked to U.S. equities or indices that include U.S. equities. Section 871(m) provides certain exceptions to this withholding regime, including for instruments linked to certain broad-based indices that meet requirements set forth in the applicable Treasury regulations. Additionally, a recent IRS notice excludes from the scope of Section 871(m) instruments issued prior to January 1, 2023 that do not have a delta of one with respect to underlying securities that could pay U.S.-source dividends for U.S. federal income tax purposes (each an “Underlying Security”). Based on certain determinations made by us, our special tax counsel is of the opinion that Section 871(m) should not apply to the notes with regard to Non-U.S. Holders. Our determination is not binding on the IRS, and the IRS may disagree with this determination. Section 871(m) is complex and its application may depend on your particular circumstances, including whether you enter into other transactions with respect to an Underlying Security. You should consult your tax adviser regarding the potential application of Section 871(m) to the notes.

In the event of any withholding on the notes, we will not be required to pay any additional amounts with respect to amounts so withheld.

The Estimated Value of the Notes

The estimated value of the notes set forth on the cover of this pricing supplement is equal to the sum of the values of the following hypothetical components: (1) a fixed-income debt component with the same maturity as the notes, valued using the internal funding rate described below, and (2) the derivative or derivatives underlying the economic terms of the notes. The estimated value of the notes does not represent a minimum price at which JPMS would be willing to buy your notes in any secondary market (if any exists) at any time. The internal funding rate used in the determination of the estimated value of the notes may differ from the market-implied funding rate for vanilla fixed income instruments of a similar maturity issued by JPMorgan Chase & Co. or its affiliates. Any difference may be based on, among other things, our and our affiliates’ view of the funding value of the notes as well as the higher issuance, operational and ongoing liability management costs of the notes in comparison to those costs for the conventional fixed income instruments of JPMorgan Chase & Co. This internal funding rate is based on certain market inputs and assumptions, which may prove to be incorrect, and is intended to approximate the prevailing market replacement funding rate for the notes. The use of an internal funding rate and any potential changes to that rate may have an adverse effect on the terms of the notes and any secondary market prices of the notes. For additional information, see “Selected Risk Considerations — The Estimated Value of the Notes Is Derived by Reference to an Internal Funding Rate” in this pricing supplement.

The value of the derivative or derivatives underlying the economic terms of the notes is derived from internal pricing models of our affiliates. These models are dependent on inputs such as the traded market prices of comparable derivative instruments and on various other inputs, some of which are market-observable, and which can include volatility, dividend rates, interest rates and other factors, as well as assumptions about future market events and/or environments. Accordingly, the estimated value of the notes is determined when the terms of the notes are set based on market conditions and other relevant factors and assumptions existing at that time.

The estimated value of the notes does not represent future values of the notes and may differ from others' estimates. Different pricing models and assumptions could provide valuations for the notes that are greater than or less than the estimated value of the notes. In addition, market conditions and other relevant factors in the future may change, and any assumptions may prove to be incorrect. On future dates, the value of the notes could change significantly based on, among other things, changes in market conditions, our or JPMorgan Chase & Co.'s creditworthiness, interest rate movements and other relevant factors, which may impact the price, if any, at which JPMS would be willing to buy notes from you in secondary market transactions.

The estimated value of the notes is lower than the original issue price of the notes because costs associated with selling, structuring and hedging the notes are included in the original issue price of the notes. These costs include the selling commissions paid to JPMS and other affiliated or unaffiliated dealers, the projected profits, if any, that our affiliates expect to realize for assuming risks inherent in hedging our obligations under the notes and the estimated cost of hedging our obligations under the notes. Because hedging our obligations entails risk and may be influenced by market forces beyond our control, this hedging may result in a profit that is more or less than expected, or it may result in a loss. A portion of the profits, if any, realized in hedging our obligations under the notes may be allowed to other affiliated or unaffiliated dealers, and we or one or more of our affiliates will retain any remaining hedging profits. See "Selected Risk Considerations — The Estimated Value of the Notes Is Lower Than the Original Issue Price (Price to Public) of the Notes" in this pricing supplement.

Secondary Market Prices of the Notes

For information about factors that will impact any secondary market prices of the notes, see "Risk Factors — Risks Relating to the Estimated Value and Secondary Market Prices of the Notes — Secondary market prices of the notes will be impacted by many economic and market factors" in the accompanying product supplement. In addition, we generally expect that some of the costs included in the original issue price of the notes will be partially paid back to you in connection with any repurchases of your notes by JPMS in an amount that will decline to zero over an initial predetermined period. These costs can include selling commissions, projected hedging profits, if any, and, in some circumstances, estimated hedging costs and our internal secondary market funding rates for structured debt issuances. This initial predetermined time period is intended to be the shorter of six months and one-half of the stated term of the notes. The length of any such initial period reflects the structure of the notes, whether our affiliates expect to earn a profit in connection with our hedging activities, the estimated costs of hedging the notes and when these costs are incurred, as determined by our affiliates. See "Selected Risk Considerations — The Value of the Notes as Published by JPMS (and Which May Be Reflected on Customer Account Statements) May Be Higher Than the Then-Current Estimated Value of the Notes for a Limited Time Period" in this pricing supplement.

Supplemental Use of Proceeds

The notes are offered to meet investor demand for products that reflect the risk-return profile and market exposure provided by the notes. See "How the Notes Work" and "Hypothetical Payout Examples" in this pricing supplement for an illustration of the risk-return profile of the notes and "The Underlyings" in this pricing supplement for a description of the market exposure provided by the notes.

The original issue price of the notes is equal to the estimated value of the notes plus the selling commissions paid to JPMS and other affiliated or unaffiliated dealers, plus (minus) the projected profits (losses) that our affiliates expect to realize for assuming risks inherent in hedging our obligations under the notes, plus the estimated cost of hedging our obligations under the notes.

Supplemental Plan of Distribution

We expect that delivery of the notes will be made against payment for the notes on or about the Original Issue Date set forth on the front cover of this pricing supplement, which will be the third business day following the Pricing Date of the notes (this settlement cycle being referred to as "T+3"). Under Rule 15c6-1 of the Securities Exchange Act of 1934, as amended, trades in the secondary market generally are required to settle in two business days, unless the parties to that trade expressly agree otherwise. Accordingly, purchasers who wish to trade notes on any date prior to two business days before delivery will be required to specify an alternate settlement cycle at the time of any such trade to prevent a failed settlement and should consult their own advisors.

Supplemental Information About the Form of the Notes

The notes will initially be represented by a type of global security that we refer to as a master note. A master note represents multiple securities that may be issued at different times and that may have different terms. The trustee and/or paying agent will, in accordance with instructions from us, make appropriate entries or notations in its records relating to the master note representing the notes to indicate that the master note evidences the notes.

Validity of the Notes and the Guarantee

In the opinion of Davis Polk & Wardwell LLP, as special products counsel to JPMorgan Financial and JPMorgan Chase & Co., when the notes offered by this pricing supplement have been issued by JPMorgan Financial pursuant to the indenture, the trustee and/or paying agent has made, in accordance with the instructions from JPMorgan Financial, the appropriate entries or notations in its records relating to the master global note that represents such notes (the “master note”), and such notes have been delivered against payment as contemplated herein, such notes will be valid and binding obligations of JPMorgan Financial and the related guarantee will constitute a valid and binding obligation of JPMorgan Chase & Co., enforceable in accordance with their terms, subject to applicable bankruptcy, insolvency and similar laws affecting creditors’ rights generally, concepts of reasonableness and equitable principles of general applicability (including, without limitation, concepts of good faith, fair dealing and the lack of bad faith), *provided* that such counsel expresses no opinion as to (i) the effect of fraudulent conveyance, fraudulent transfer or similar provision of applicable law on the conclusions expressed above or (ii) any provision of the indenture that purports to avoid the effect of fraudulent conveyance, fraudulent transfer or similar provision of applicable law by limiting the amount of JPMorgan Chase & Co.’s obligation under the related guarantee. This opinion is given as of the date hereof and is limited to the laws of the State of New York, the General Corporation Law of the State of Delaware and the Delaware Limited Liability Company Act. In addition, this opinion is subject to customary assumptions about the trustee’s authorization, execution and delivery of the indenture and its authentication of the master note and the validity, binding nature and enforceability of the indenture with respect to the trustee, all as stated in the letter of such counsel dated May 6, 2022, which was filed as an exhibit to a Current Report on Form 8-K by JPMorgan Chase & Co. on May 6, 2022.

Additional Terms Specific to the Notes

You should read this pricing supplement together with the accompanying prospectus, as supplemented by the accompanying prospectus supplement relating to our Series A medium-term notes of which these notes are a part, and the more detailed information contained in the accompanying product supplement and the accompanying underlying supplement. This pricing supplement, together with the documents listed below, contains the terms of the notes and supersedes all other prior or contemporaneous oral statements as well as any other written materials including preliminary or indicative pricing terms, correspondence, trade ideas, structures for implementation, sample structures, fact sheets, brochures or other educational materials of ours. ***This pricing supplement amends and restates and supersedes the original pricing supplement related hereto dated June 17, 2022 in its entirety. You should not rely on the original pricing supplement related hereto dated June 17, 2022 in making your decision to invest in the notes.*** You should carefully consider, among other things, the matters set forth in the “Risk Factors” sections of the accompanying prospectus supplement, the accompanying product supplement and the accompanying underlying supplement, as the notes involve risks not associated with conventional debt securities. We urge you to consult your investment, legal, tax, accounting and other advisers before you invest in the notes.

You may access these documents on the SEC website at www.sec.gov as follows (or if such address has changed, by reviewing our filings for the relevant date on the SEC website):

- Product supplement no. 4-II dated November 4, 2020:
http://www.sec.gov/Archives/edgar/data/19617/000095010320021467/crt_dp139322-424b2.pdf
- Underlying supplement no. 1-II dated November 4, 2020:
http://www.sec.gov/Archives/edgar/data/19617/000095010320021471/crt_dp139381-424b2.pdf
- Prospectus supplement and prospectus, each dated April 8, 2020:
http://www.sec.gov/Archives/edgar/data/19617/000095010320007214/crt_dp124361-424b2.pdf

Our Central Index Key, or CIK, on the SEC website is 1665650, and JPMorgan Chase & Co.’s CIK is 19617. As used in this pricing supplement, “we,” “us” and “our” refer to JPMorgan Financial.

The Russell 2000® Value Index

All information contained in this pricing supplement regarding the Russell 2000® Value Index (the “Value Index”), including, without limitation, its make-up, method of calculation and changes in its components, has been derived from publicly available information, without independent verification. This information reflects the policies of, and is subject to change by, FTSE Russell. The Value Index is calculated, maintained and published by FTSE Russell. FTSE Russell has no obligation to publish, and may discontinue the publication of, the Value Index.

The Value Index is reported by Bloomberg under the ticker symbol “RUJ.”

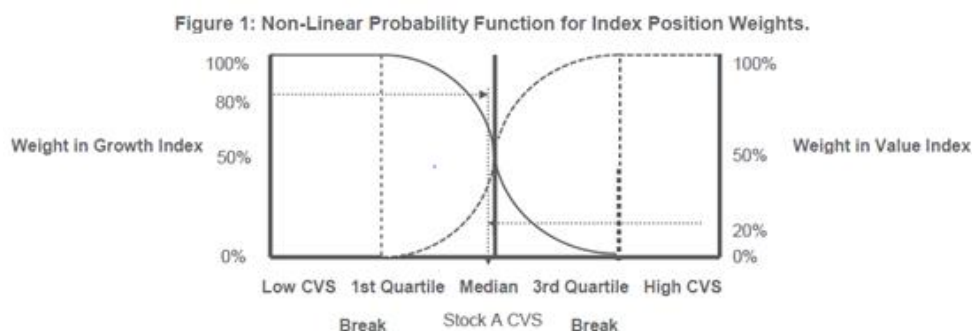
The Value Index measures the capitalization-weighted price performance of the stocks included in the Russell 2000® Index (each, a “Russell 2000 Component Stock” and collectively, the “Russell 2000 Component Stocks”) that are determined by FTSE Russell to be value oriented, with lower price-to-book ratios and lower forecasted growth values. The Russell 2000® Index measures the capitalization-weighted price performance of 2,000 U.S. small-capitalization stocks listed on eligible U.S. exchanges. For more information about the Russell 2000® Index, see “Equity Index Descriptions — The Russell Indices” in the accompanying underlying supplement.

FTSE Russell uses a “non-linear probability” method to assign stocks to the Value Index and the Russell 2000® Growth Index (the “Growth Index”), an index that measures the capitalization-weighted price performance of the Russell 2000 Component Stocks determined by FTSE Russell to be growth oriented, with higher price-to-book ratios and higher forecasted growth values. The term “probability” is used to indicate the degree of certainty that a stock is value or growth based on its relative book-to-price (B/P) ratio, I/B/E/S forecast medium-term growth (2 year) and sales per share historical growth (5 year). This method allows stocks to be represented as having both growth and value characteristics, while preserving the additive nature of the indices.

The process for assigning growth and value weights is applied separately to the Russell 2000 Component Stocks. The Russell 2000 Component Stocks are ranked by their adjusted book-to-price ratio (B/P), their I/B/E/S forecast medium-term growth (2 year) and sales per share historical growth (5 year). These rankings are converted to standardized units, where the value variable represents 50% of the score and the two growth variables represent the remaining 50%. They are then combined to produce a Composite Value Score (“CVS”).

The Russell 2000 Component Stocks are then ranked by their CVS, and a probability algorithm is applied to the CVS distribution to assign growth and value weights to each stock. In general, a stock with a lower CVS is considered growth, a stock with a higher CVS is considered value, and a stock with a CVS in the middle range is considered to have both growth and value characteristics, and is weighted proportionately in the growth and value indices. Stocks are always fully represented by the combination of their growth and value weights (e.g., a stock that is given a 20% weight in the Value Index will have an 80% weight in the Growth Index).

Stock A, in the figure below, is a security with 20% of its available shares assigned to the Value Index and the remaining 80% assigned to the Growth Index. Hence, the sum of a stock’s market capitalization in the Value Index and the Growth Index will always equal its market capitalization in the Russell 2000® Index.



In the figure above, the quartile breaks are calculated such that approximately 25% of the available market capitalization lies in each quartile. Stocks at the median are divided 50% in each of the Value Index and the Growth Index. Stocks below the first quartile are 100% in the Growth Index. Stocks above the third quartile are 100% in the Value Index. Stocks falling between the first and third quartile breaks are in both the Value Index and the Growth Index to varying degrees, depending on how far they are above or below the median and how close they are to the first or third quartile breaks.

Roughly 70% of the available market capitalization is classified as all growth or all value. The remaining 30% have some portion of their market value in either the Value Index or the Growth Index, depending on their relative distance from the median value score. Note that there is a small position cutoff rule. If a stock's weight is more than 95% in one index, its weight is increased to 100% in that index.

In an effort to mitigate unnecessary turnover, FTSE Russell implements a banding methodology at the CVS level of the growth and value style algorithm. If a company's CVS change from the previous year is greater than or equal to +/- 0.10 and if the company remains in the same core index (i.e., the Russell 2000® Index), then the CVS remains unchanged during the next reconstitution process. Keeping the CVS static for these companies does not mean the probability (growth/value) will remain unchanged in all cases due to the relation of a CVS score to the overall index. However, this banding methodology is intended to reduce turnover caused by smaller, less meaningful movements while continuing to allow the larger, more meaningful changes to occur, signaling a true change in a company's relation to the market.

In calculating growth and value weights, stocks with missing or negative values for B/P, or missing values for I/B/E/S growth, or missing sales per share historical growth (6 years of quarterly numbers are required), are allocated by using the mean value score of the base index (the Russell 2000® Index), the Russell Global Sectors (ICB) industry, subsector or sector group into which the company falls. Each missing (or negative B/P) variable is substituted with the industry, subsector or sector group independently. An industry must have five members or the substitution reverts to the subsector, and so forth to the sector. In addition, a weighted value score is calculated for securities with low analyst coverage for I/B/E/S medium-term growth. For securities with coverage by a single analyst, 2/3 of the industry, subsector, or sector group value score is weighted with 1/3 the security's independent value score. For those securities with coverage by two analysts, 2/3 of the independent security's value score is used and only 1/3 of the industry, subsector, or sector group is weighted. For those securities with at least three analysts contributing to the I/B/E/S medium-term growth, 100% of the independent security's value score is used.

For more information about the index calculation methodology used for the Value Index, see "Equity Index Descriptions — The Russell Indices" in the accompanying underlying supplement. For purposes of this pricing supplement, all references to the Russell Indices contained in the above-referenced section are deemed to include the Value Index.

The amended and restated pricing supplement to which this Exhibit is attached is an amendment of the final prospectus for the related offering(s). This amendment increases the maximum aggregate offering price of the related offering(s) by \$334,000.