

# JPMORGAN CHASE & CO.

## Structured \$ Investments Return Notes Linked to an Equally Weighted Basket of 15 Reference Stocks due April 30, 2014

### General

- The notes are designed for investors who seek exposure to the performance of an equally weighted basket of 15 Reference Stocks, subject to the Basket Adjustment Factor. Investors should be willing to forgo interest and dividend payments and, if the Basket declines or if the Ending Basket Level is not greater than the Starting Basket Level by at least approximately 0.9591%, be willing to lose some or all of their principal. **Any payment on the notes is subject to the credit risk of JPMorgan Chase & Co.**
- Unsecured and unsubordinated obligations of JPMorgan Chase & Co. maturing April 30, 2014\*
- Minimum denominations of \$10,000 and integral multiples of \$1,000 in excess thereof
- The notes are expected to price on or about April 12, 2013 and are expected to settle on or about April 17, 2013.

### Key Terms

Basket:	The Basket consists of 15 common stocks or American Depositary Shares ("ADSS") (each, a "Reference Stock" and collectively, the "Reference Stocks"). The issuers of the Reference Stocks and the Bloomberg ticker symbol, the relevant exchange, the Stock Weight and the Initial Stock Price of each Reference Stock are set forth under "The Basket" on page TS-1 of this term sheet.
Payment at Maturity:	Payment at maturity will reflect the performance of the Basket, subject to the Basket Adjustment Factor. Accordingly, at maturity, you will receive an amount per \$1,000 principal amount note calculated as follows: $\$1,000 \times (1 + \text{Basket Return}) \times \text{Basket Adjustment Factor}$ <b>Because the Basket Adjustment Factor is 99.05%, you will lose some or all of your investment at maturity if the Basket Return is less than approximately 0.9591%. For more information on how the Basket Adjustment Factor can impact your payment at maturity, please see "What Is the Total Return on the Notes at Maturity, Assuming a Range of Performances for the Basket?" in this term sheet.</b>
Basket Return:	$\frac{\text{Ending Basket Level} - \text{Starting Basket Level}}{\text{Starting Basket Level}}$
Basket Adjustment Factor:	99.05%
Starting Basket Level:	Set equal to 100 on the pricing date
Ending Basket Level:	The Basket Closing Level on the Observation Date
Basket Closing Level:	The Basket Closing Level will be calculated as follows: $100 \times [1 + \text{sum of (Stock Return of each Reference Stock} \times 1/15)]$
Stock Return:	$\frac{\text{Final Stock Price} - \text{Initial Stock Price}}{\text{Initial Stock Price}}$
Initial Stock Price:	With respect to each Reference Stock, the closing price of one share of that Reference Stock on the pricing date, as specified in "The Basket" on page TS-1 of this term sheet, <i>divided</i> by the applicable Stock Adjustment Factor
Final Stock Price:	With respect to each Reference Stock, the closing price of one share of that Reference Stock on the Observation Date
Stock Adjustment Factor:	With respect to each Reference Stock, set initially at 1.0 on the pricing date and subject to adjustment under certain circumstances. See "General Terms of Notes — Additional Reference Stock Provisions — A. Anti-Dilution Adjustments" in the accompanying product supplement no. 4-I for further information.
Observation Date*:	April 25, 2014
Maturity Date*:	April 30, 2014
CUSIP:	48126DP78

\* Subject to postponement in the event of a market disruption event and as described under "Description of Notes — Payment at Maturity" and "Description of Notes — Postponement of a Determination Date — B. Notes Linked to a Basket" in the accompanying product supplement no. 4-I

**Investing in the Return Notes involves a number of risks. See "Risk Factors" beginning on page PS-21 of the accompanying product supplement no. 4-I and "Selected Risk Considerations" beginning on page TS-3 of this term sheet.**

Neither the Securities and Exchange Commission (the "SEC") nor any state securities commission has approved or disapproved of the notes or passed upon the accuracy or the adequacy of this term sheet or the accompanying product supplement, prospectus supplement and prospectus. Any representation to the contrary is a criminal offense.

	Price to Public (1)	Fees and Commissions (2)	Proceeds to Us
Per note	\$	\$	\$
Total	\$	\$	\$

- The price to the public includes the estimated cost of hedging our obligations under the notes through one or more of our affiliates, which includes our affiliates' expected cost of providing such hedge as well as the profit our affiliates expect to realize in consideration for assuming the risks inherent in providing such hedge. For additional related information, please see "Use of Proceeds and Hedging" beginning on page PS-48 of the accompanying product supplement no. 4-I.
- Please see "Supplemental Plan of Distribution" in this term sheet for information about fees and commissions.

The notes are not bank deposits and are not insured by the Federal Deposit Insurance Corporation or any other governmental agency, nor are they obligations of, or guaranteed by, a bank.

J.P.Morgan

April 9, 2013

## Additional Terms Specific to the Notes

JPMorgan Chase & Co. has filed a registration statement (including a prospectus) with the SEC for the offering to which this term sheet relates. Before you invest, you should read the prospectus in that registration statement and the other documents relating to this offering that JPMorgan Chase & Co. has filed with the SEC for more complete information about JPMorgan Chase & Co. and this offering. You may get these documents without cost by visiting EDGAR on the SEC website at [www.sec.gov](http://www.sec.gov). Alternatively, JPMorgan Chase & Co., any agent or any dealer participating in this offering will arrange to send you the prospectus, the prospectus supplement, product supplement no. 4-I and this term sheet if you so request by calling toll-free 866-535-9248.

You may revoke your offer to purchase the notes at any time prior to the time at which we accept such offer by notifying the applicable agent. We reserve the right to change the terms of, or reject any offer to purchase, the notes prior to their issuance. In the event of any changes to the terms of the notes, we will notify you and you will be asked to accept such changes in connection with your purchase. You may also choose to reject such changes, in which case we may reject your offer to purchase.

You should read this term sheet together with the prospectus dated November 14, 2011, as supplemented by the prospectus supplement dated November 14, 2011 relating to our Series E medium-term notes of which these notes are a part, and the more detailed information contained in product supplement no. 4-I dated November 14, 2011. **This term sheet, together with the documents listed below, contains the terms of the notes and supersedes all other prior or contemporaneous oral statements as well as any other written materials including preliminary or indicative pricing terms, correspondence, trade ideas, structures for implementation, sample structures, fact sheets, brochures or other educational materials of ours.** You should carefully consider, among other things, the matters set forth in “Risk Factors” in the accompanying product supplement no. 4-I, as the notes involve risks not associated with conventional debt securities. We urge you to consult your investment, legal, tax, accounting and other advisers before you invest in the notes.

You may access these documents on the SEC website at [www.sec.gov](http://www.sec.gov) as follows (or if such address has changed, by reviewing our filings for the relevant date on the SEC website):

- Product supplement no. 4-I dated November 14, 2011:  
[http://www.sec.gov/Archives/edgar/data/19617/000089109211007593/e46160\\_424b2.pdf](http://www.sec.gov/Archives/edgar/data/19617/000089109211007593/e46160_424b2.pdf)
- Prospectus supplement dated November 14, 2011:  
[http://www.sec.gov/Archives/edgar/data/19617/000089109211007578/e46180\\_424b2.pdf](http://www.sec.gov/Archives/edgar/data/19617/000089109211007578/e46180_424b2.pdf)
- Prospectus dated November 14, 2011:  
[http://www.sec.gov/Archives/edgar/data/19617/000089109211007568/e46179\\_424b2.pdf](http://www.sec.gov/Archives/edgar/data/19617/000089109211007568/e46179_424b2.pdf)

Our Central Index Key, or CIK, on the SEC website is 19617. As used in this term sheet, the “Company,” “we,” “us” and “our” refer to JPMorgan Chase & Co.

## The Basket

The issuers of the Reference Stocks and the Bloomberg ticker symbol, the relevant exchange on which each Reference Stock is listed and the Stock Weight of each Reference Stock are set forth below:

Ticker Symbol	Reference Stock Issuer	Relevant Exchange	Stock Weight	Initial Stock Price*
AAPL	Apple Inc.	The NASDAQ Stock Market (NASDAQ)	1/15	\$
C	Citigroup Inc.	New York Stock Exchange (NYSE)	1/15	\$
YUM	Yum! Brands, Inc.	NYSE	1/15	\$
GM	General Motors Company	NYSE	1/15	\$
KO	The Coca-Cola Company	NYSE	1/15	\$
COH	Coach, Inc.	NYSE	1/15	\$
SBUX	Starbucks Corporation	NASDAQ	1/15	\$
MJN	Mead Johnson Nutrition Company	NYSE	1/15	\$
NKE	NIKE, Inc. (Class B Common Stock)	NYSE	1/15	\$
MDLZ	Mondelēz International, Inc. (Class A Common Stock)	NASDAQ	1/15	\$
WYNN	Wynn Resorts, Limited	NASDAQ	1/15	\$
HOT	Starwood Hotels & Resorts Worldwide, Inc.	NYSE	1/15	\$
TEVA	Teva Pharmaceutical Industries Limited. (ADS)	NYSE	1/15	\$
BRCM	Broadcom Corporation (Class A Common Stock)	NASDAQ	1/15	\$
HBC	HSBC Holdings plc (ADS)	NYSE	1/15	\$

\* The Initial Stock Price of each Reference Stock will be determined on the pricing date and is subject to adjustments.



## What Is the Total Return on the Notes at Maturity, Assuming a Range of Performances for the Basket?

The following table and examples illustrate the hypothetical total return or payment at maturity on the notes. The “total return” as used in this term sheet is the number, expressed as a percentage, that results from comparing the payment at maturity per \$1,000 principal amount note to \$1,000. Each hypothetical total return or payment at maturity set forth below reflects the Basket Adjustment Factor of 99.05% and the Starting Basket Level of 100. Each hypothetical total return or payment at maturity set forth below is for illustrative purposes only and may not be the actual total return or payment at maturity applicable to a purchaser of the notes. The numbers appearing in the following table and examples have been rounded for ease of analysis.

Ending Basket Level	Basket Return	Total Return
200.0000	100.00%	98.1000%
190.0000	90.00%	88.1950%
180.0000	80.00%	78.2900%
170.0000	70.00%	68.3850%
160.0000	60.00%	58.4800%
150.0000	50.00%	48.5750%
140.0000	40.00%	38.6700%
130.0000	30.00%	28.7650%
120.0000	20.00%	18.8600%
110.0000	10.00%	8.9550%
105.0000	5.00%	4.0025%
<b>100.9591</b>	<b>0.9591%</b>	<b>0.0000%</b>
100.5000	0.50%	-0.4548%
<b>100.0000</b>	<b>0.00%</b>	<b>-0.9500%</b>
95.0000	-5.00%	-5.9025%
90.0000	-10.00%	-10.8550%
80.0000	-20.00%	-20.7600%
70.0000	-30.00%	-30.6650%
60.0000	-40.00%	-40.5700%
50.0000	-50.00%	-50.4750%
40.0000	-60.00%	-60.3800%
30.0000	-70.00%	-70.2850%
20.0000	-80.00%	-80.1900%
10.0000	-90.00%	-90.0950%
0.0000	-100.00%	-100.0000%

## Hypothetical Examples of Amounts Payable at Maturity

The following examples illustrate how the payment at maturity in different hypothetical scenarios is calculated.

**Example 1: The level of the Basket increases from the Starting Basket Level of 100 to an Ending Basket Level of 105.** Because the Ending Basket Level of 105 is greater than the Starting Basket Level of 100, the investor receives a payment at maturity of \$1,040.025 per \$1,000 principal amount note, calculated as follows:

$$\$1,000 \times (1 + 5\%) \times 99.05\% = \$1,040.025$$

**Example 2: The Level of the Basket increases from the Starting Basket Level of 100 to an Ending Basket Level of 100.50.** Although the Ending Basket Level of 100.50 is greater than the Starting Basket Level of 100, because of the adverse effect of the Basket Adjustment Factor, the investor receives a payment at maturity of \$995.4525 per \$1,000 principal amount, calculated as follows:

$$\$1,000 \times (1 + 0.50\%) \times 99.05\% = \$995.4525$$

**Example 3: The level of the Basket decreases from the Starting Basket Level of 100 to an Ending Basket Level of 80.** Because the Ending Basket Level of 80 is less than the Starting Basket Level of 100, the investor receives a payment at maturity of \$792.40 per \$1,000 principal amount note, calculated as follows:

$$\$1,000 \times (1 + -20\%) \times 99.05\% = \$792.40$$

The hypothetical returns and hypothetical payments on the notes shown above do not reflect fees or expenses that would be associated with any sale in the secondary market. If these fees and expenses were included, the hypothetical returns and hypothetical payments shown above would likely be lower.

## Selected Purchase Considerations

- **UNCAPPED INVESTMENT EXPOSURE TO THE PERFORMANCE OF THE BASKET** — The notes provide uncapped exposure to the performance of the Basket, subject to the Basket Adjustment Factor. Because the notes are our unsecured and unsubordinated obligations, payment of any amount at maturity is subject to our ability to pay our obligations as they become due.
- **RETURN LINKED TO AN EQUALLY WEIGHTED BASKET OF 15 REFERENCE STOCKS** — The return on the notes is linked to the performance of an equally weighted Basket that consists of 15 Reference Stocks as set forth under “The Basket” on page TS-1 of this term sheet.
- **CAPITAL GAINS TAX TREATMENT** — You should review carefully the section entitled “Material U.S. Federal Income Tax Consequences” in the accompanying product supplement no. 4-I. The following discussion, when read in combination with that section, constitutes the full opinion of our special tax counsel, Davis Polk & Wardwell LLP, regarding the material U.S. federal income tax consequences of owning and disposing of notes.

Based on current market conditions, in the opinion of our special tax counsel it is reasonable to treat the notes as “open transactions” that are not debt instruments for U.S. federal income tax purposes. Assuming this treatment is respected, the gain or loss on your notes should be treated as long-term capital gain or loss if you hold your notes for more than a year, whether or not you are an initial purchaser of notes at the issue price. However, the Internal Revenue Service (the “IRS”) or a court may not respect this treatment of the notes, in which case the timing and character of any income or loss on the notes could be materially and adversely affected. In addition, in 2007 Treasury and the IRS released a notice requesting comments on the U.S. federal income tax treatment of “prepaid forward contracts” and similar instruments. The notice focuses in particular on whether to require investors in these instruments to accrue income over the term of their investment. It also asks for comments on a number of related topics, including the character of income or loss with respect to these instruments; the relevance of factors such as the nature of the underlying property to which the instruments are linked; the degree, if any, to which income (including any mandated accruals) realized by non-U.S. investors should be subject to withholding tax; and whether these instruments are or should be subject to the “constructive ownership” regime, which very generally can operate to recharacterize certain long-term capital gain as ordinary income and impose a notional interest charge. While the notice requests comments on appropriate transition rules and effective dates, any Treasury regulations or other guidance promulgated after consideration of these issues could materially and adversely affect the tax consequences of an investment in the notes, possibly with retroactive effect. You should consult your tax adviser regarding the U.S. federal income tax consequences of an investment in the notes, including possible alternative treatments and the issues presented by this notice.

### ***Non-U.S. Holders – Additional Tax Consideration***

Non-U.S. Holders should note that recently proposed Treasury regulations, if finalized in their current form, could impose a withholding tax at a rate of 30% (subject to reduction under an applicable income tax treaty) on amounts attributable to U.S.-source dividends (including, potentially, adjustments to account for extraordinary dividends) that are paid or “deemed paid” after December 31, 2013 under certain financial instruments, if certain other conditions are met. While significant aspects of the application of these proposed regulations to the notes are uncertain, if these proposed regulations were finalized in their current form, we (or other withholding agents) might determine that withholding is required with respect to notes held by a Non-U.S. Holder or that the Non-U.S. Holder must provide information to establish that withholding is not required. Non-U.S. Holders should consult their tax advisers regarding the potential application of these proposed regulations. If withholding is required, we will not be required to pay any additional amounts with respect to amounts so withheld.

## Selected Risk Considerations

An investment in the notes involves significant risks. Investing in the notes is not equivalent to investing directly in the Basket or any of the Reference Stocks. These risks are explained in more detail in the “Risk Factors” section of the accompanying product supplement no. 4-I dated November 14, 2011.

- **YOUR INVESTMENT IN THE NOTES MAY RESULT IN A LOSS** — The notes do not guarantee any return of your principal. The amount payable at maturity, if any, will reflect the performance of the Reference Stocks, subject to a reduction by the Basket Adjustment Factor. Because the Basket Adjustment Factor reduces the payment at maturity, if the Ending Basket Level is not greater than the Starting Basket Level by at least approximately 0.9591%, you will lose some or all of your investment in the notes.
- **THE BASKET ADJUSTMENT FACTOR WILL DIMINISH ANY INCREASE IN THE VALUE OF THE BASKET AND MAGNIFY ANY DECLINE IN THE VALUE OF BASKET** — If the Basket Return is negative or is less than approximately 0.9591%, at maturity, you will lose some or all of your investment. In addition, the Basket Adjustment Factor will diminish any increase in the value of the Basket and magnify any decline in the value of the Basket. For each 1% that the Ending Basket Level is greater than the Starting Basket Level, the return on your investment will increase by less than 1%. In addition, for each 1% that the Ending Basket Level is less than the Starting Basket Level, you will lose more than 1% of your investment in the notes, *provided* that the payment at maturity will not be less than zero.
- **CREDIT RISK OF JPMORGAN CHASE & CO.** — The notes are subject to the credit risk of JPMorgan Chase & Co., and our credit ratings and credit spreads may adversely affect the market value of the notes. Investors are dependent on JPMorgan Chase & Co.’s ability to pay all amounts due on the notes, and therefore investors are subject to our credit risk

and to changes in the market's view of our creditworthiness. Any decline in our credit ratings or increase in the credit spreads charged by the market for taking our credit risk is likely to adversely affect the value of the notes. If we were to default on our payment obligations, you may not receive any amounts owed to you under the notes and you could lose your entire investment.

**POTENTIAL CONFLICTS** — We and our affiliates play a variety of roles in connection with the issuance of the notes, including acting as calculation agent and hedging our obligations under the notes. In performing these duties, our economic interests and the economic interests of the calculation agent and other affiliates of ours are potentially adverse to your interests as an investor in the notes. In addition, JPMorgan Chase Bank, National Association, our affiliate, serves as depositary for the ADSs of Teva Pharmaceuticals Industries Limited. As a result, JPMorgan Chase Bank, National Association's interests, as depositary for the ADSs, may be adverse to your interests as a holder of the notes. Furthermore, our business activities, including hedging and trading activities, could cause our economic interests to be adverse to yours and could adversely affect any payment on the notes and the value of the notes. It is possible that hedging or trading activities of ours or our affiliates could result in substantial returns for us or our affiliates while the value of the notes declines. Please refer to "Risk Factors — Risks Relating to the Notes Generally" in the accompanying product supplement no. 4-I for additional information about these risks.

We and/or our affiliates may also currently or from time to time engage in business with the Reference Stock issuers, including extending loans to, or making equity investments in, the Reference Stock issuers or providing advisory services to the Reference Stock issuers. In addition, one or more of our affiliates may publish research reports or otherwise express opinions with respect to the Reference Stock issuers, and these reports may or may not recommend that investors buy or hold the Reference Stocks. As a prospective purchaser of the notes, you should undertake an independent investigation of the Reference Stock issuers that in your judgment is appropriate to make an informed decision with respect to an investment in the notes.

**CERTAIN BUILT-IN COSTS ARE LIKELY TO AFFECT ADVERSELY THE VALUE OF THE NOTES PRIOR TO MATURITY** — While any payment on the notes described in this term sheet is based on the full principal amount of your notes, the original issue price of the notes includes the agent's commission and the estimated cost of hedging our obligations under the notes. As a result, and as a general matter, the price, if any, at which J.P. Morgan Securities LLC, which we refer to as JPMS, will be willing to purchase notes from you in secondary market transactions, if at all, will likely be lower than the original issue price and any sale prior to the maturity date could result in a substantial loss to you. This secondary market price will also be affected by a number of factors aside from the agent's commission and hedging costs, including those set forth under "Many Economic and Market Factors Will Impact the Value of the Notes" below.

The notes are not designed to be short-term trading instruments. Accordingly, you should be able and willing to hold your notes to maturity.

**CORRELATION (OR LACK OF CORRELATION) OF THE REFERENCE STOCKS** — The notes are linked to an equally weighted Basket consisting of 15 Reference Stocks. Price movements and performances in the Reference Stocks may or may not be correlated with each other. At a time when the value of one or more of the Reference Stocks increases, the value of the other Reference Stocks may not increase as much or may even decline. Therefore, in calculating the Ending Basket Level, increases in the value of one or more of the Reference Stocks may be moderated, or more than offset, by the lesser increases or declines in the value of the other Reference Stocks. In addition, high correlation of movements in the values of the Reference Stocks during periods of negative returns among the Reference Stocks could have an adverse effect on the payment at maturity on the notes. There can be no assurance that the Ending Basket Level will be higher than the Starting Basket Level.

**NO OWNERSHIP OR DIVIDEND RIGHTS IN THE REFERENCE STOCKS** — As a holder of the notes, you will not have any ownership interest or rights in any of the Reference Stocks, such as voting rights or dividend payments. In addition, the issuers of the Reference Stocks will not have any obligation to consider your interests as a holder of the notes in taking any corporate action that might affect the value of the relevant Reference Stocks and the notes. **Because the Basket Adjustment Factor always reduces the Payment at Maturity, your return from an investment in the notes may be less than the return from a direct investment in the Reference Stocks.**

**NO AFFILIATION WITH THE REFERENCE STOCK ISSUERS** — We are not affiliated with the issuers of the Reference Stocks. We have not independently verified any of the information about the Reference Stock issuers contained in this term sheet. You should undertake your own investigation into the Reference Stocks and their issuers. We are not responsible for the Reference Stock issuers' public disclosure of information, whether contained in SEC filings or otherwise.

**NO INTEREST PAYMENTS** — As a holder of the notes, you will not receive any interest payments.

**LACK OF LIQUIDITY** — The notes will not be listed on any securities exchange. JPMS intends to offer to purchase the notes in the secondary market but is not required to do so. Even if there is a secondary market, it may not provide enough liquidity to allow you to trade or sell the notes easily. Because other dealers are not likely to make a secondary market for the notes, the price at which you may be able to trade your notes is likely to depend on the price, if any, at which JPMS is willing to buy the notes.

**HEDGING AND TRADING IN THE REFERENCE STOCKS** — While the notes are outstanding, we or any of our affiliates may carry out hedging activities related to the notes, including in the Reference Stocks or instruments related to the Reference Stocks. We or our affiliates may also trade in the Reference Stocks or instruments related to the Reference Stocks from

time to time. Any of these hedging or trading activities as of the pricing date and during the term of the notes could adversely affect our payment to you at maturity. It is possible that such hedging or trading activities could result in substantial returns for us or our affiliates while the value of the notes declines.

**THE ANTI-DILUTION PROTECTION FOR THE REFERENCE STOCKS IS LIMITED AND MAY BE DISCRETIONARY** — The calculation agent will make adjustments to the Stock Adjustment Factor for each Reference Stock for certain corporate events affecting that Reference Stock. However, the calculation agent will not make an adjustment in response to all events that could affect each Reference Stock. If an event occurs that does not require the calculation agent to make an adjustment, the value of the notes may be materially and adversely affected. You should also be aware that the calculation agent may make adjustments in response to events that are not described in the accompanying product supplement to account for any diluting or concentrative effect, but the calculation agent is under no obligation to do so or to consider your interests as a holder of the notes in making these determinations.

**MANY ECONOMIC AND MARKET FACTORS WILL IMPACT THE VALUE OF THE NOTES** — In addition to the Basket Closing Level on any day, the value of the notes will be impacted by a number of economic and market factors that may either offset or magnify each other, including:

- the actual and expected volatility in the closing prices of the Reference Stocks;
- the time to maturity of the notes;
- the correlation (or lack of correlation) in price movements among the Reference Stocks;
- the dividend rate on the Reference Stocks;
- the occurrence of certain events affecting the issuer of a Reference Stock that may or may not require an adjustment to the applicable Stock Adjustment Factor, including a merger or acquisition;
- interest and yield rates in the market generally;
- a variety of economic, financial, political, regulatory and judicial events; and
- our creditworthiness, including actual or anticipated downgrades in our credit ratings.

**RISKS ASSOCIATED WITH NON-U.S. COMPANIES** — An investment in the notes, which are linked in part to the ADSs representing interests in the ordinary shares of Teva Pharmaceutical Industries Limited. (which we refer to as “Teva”), which are issued by an Israeli issuer, or HSBC Holdings plc (which we refer to as “HSBC”), which are issued by a U.K. issuer, involves risks associated with the home countries of Teva and HSBC. The ADSs of Teva and HSBC, which are quoted and traded in U.S. dollars on the New York Stock Exchange, may trade differently from the ordinary shares of Teva quoted and traded in Israeli new shekels on the Tel Aviv Stock Exchange and from the ordinary shares of HSBC quoted and traded in pounds sterling on the London Stock Exchange and in the relevant currencies on other stock exchanges. Non-U.S. companies, such as those in Israel and the United Kingdom, are generally subject to accounting, auditing and financial reporting standards and requirements, and securities trading rules different from those applicable to U.S. reporting companies. Generally, non-U.S. securities markets may be more volatile than U.S. securities markets, and market developments may affect non-U.S. markets differently from U.S. securities markets. Direct or indirect government intervention to stabilize these non-U.S. markets, as well as cross shareholdings in non-U.S. companies, may affect trading prices and volumes in those markets. The prices of securities issued by non-U.S. companies may be affected by political, economic, financial and social factors in the home country of the non-U.S. issuer (i.e., Israel or the United Kingdom), including changes in that country’s government, economic and fiscal policies, currency exchange laws or other laws or restrictions. Moreover, the economy of that country may differ favorably or unfavorably from the economy of the United States in such respects as growth of gross national product, rate of inflation, capital reinvestment, resources and self-sufficiency. Such country may be subjected to different and, in some cases, more adverse economic environments.

**THERE ARE IMPORTANT DIFFERENCES BETWEEN THE RIGHTS OF HOLDERS OF ADSs OF TEVA AND HSBC AND THE RIGHTS OF HOLDERS OF THE ORDINARY SHARES OF TEVA AND HSBC** — You should be aware that your return on the notes is linked in part to the price of the ADSs and not the ordinary shares of Teva or the ordinary shares of HSBC. There are important differences between the rights of holders of ADSs and the rights of holders of the ordinary shares. Each ADS is a security evidenced by American depositary receipts that represents one ordinary share of Teva or five ordinary shares of HSBC, as applicable. The ADSs are issued pursuant to a deposit agreement, which sets forth the rights and responsibilities of the ADS depositary, Teva or HSBC (as applicable), and holders of the ADSs, which may be different from the rights of holders of the ordinary shares. For example, each may make distributions in respect of the ordinary shares that are not passed on to the holders of its ADSs. Any such differences between the rights of holders of the ADSs and the rights of holders of the ordinary shares of Teva or HSBC may be significant and may materially and adversely affect the value of the ADSs and, as a result, the notes.

**THE NOTES ARE SUBJECT TO CURRENCY EXCHANGE RATE RISK** — Because the ADSs of Teva and HSBC are quoted and traded in U.S. dollars on the New York Stock Exchange, the ordinary shares of Teva are quoted and traded in Israeli new shekels on the Tel Aviv Stock Exchange and the ordinary shares of HSBC are quoted and traded in British pounds sterling on the London Stock Exchange and in the relevant currencies on other stock exchanges, fluctuations in the exchange rate between currencies in which the relevant ordinary shares are quoted and traded and the U.S. dollar will likely affect the relative value of the ADSs of Teva and the ordinary shares of Teva, and the ADSs of HSBC and the ordinary shares of HSBC, as applicable, in the different currencies, and, as a result, will likely affect the market price of the ADSs trading on the New York Stock Exchange. These trading differences and currency exchange rates may affect the closing prices of the ADSs of Teva and HSBC and accordingly, the market value of the notes. Most foreign currencies, including the Israeli new shekel and the British pound sterling, have



been subject to fluctuations against the U.S. dollar in the past, and may be subject to significant fluctuations in the future. Previous fluctuations or periods of relative stability in the exchange rates between the Israeli new shekel, the British pound sterling and the U.S. dollar are not necessarily indicative of fluctuations or periods of relative stability in those rates that may occur over the term of the notes. The exchange rates between the currencies in which the relevant ordinary shares are quoted and traded and the U.S. dollar are the result of the supply of, and the demand for, those currencies. Changes in the exchange rate result over time from the interaction of many factors directly or indirectly affecting economic and political conditions in Israel, the United Kingdom, the originating countries of the other currencies in which the ordinary shares of HSBC are quoted and traded and the United States, including economic and political developments in other countries. Of particular importance are rates of inflation, interest rate levels, the balance of payments, any political, civil or military unrest and the extent of governmental surpluses or deficits in these countries, all of which are in turn sensitive to the monetary, fiscal and trade policies pursued by these countries and other jurisdictions important to international trade and finance.

## Public Information

All information contained herein on the Reference Stocks and on the Reference Stock issuers is derived from publicly available sources, without independent verification. Companies with securities registered under the Securities Exchange Act of 1934, as amended, which we refer to as the Exchange Act, are required to periodically file certain financial and other information specified by the SEC. Information provided to or filed with the SEC by a Reference Stock issuer pursuant to the Exchange Act can be located by reference to the SEC file number provided below and can be accessed through [www.sec.gov](http://www.sec.gov). We do not make any representation that these publicly available documents are accurate or complete.

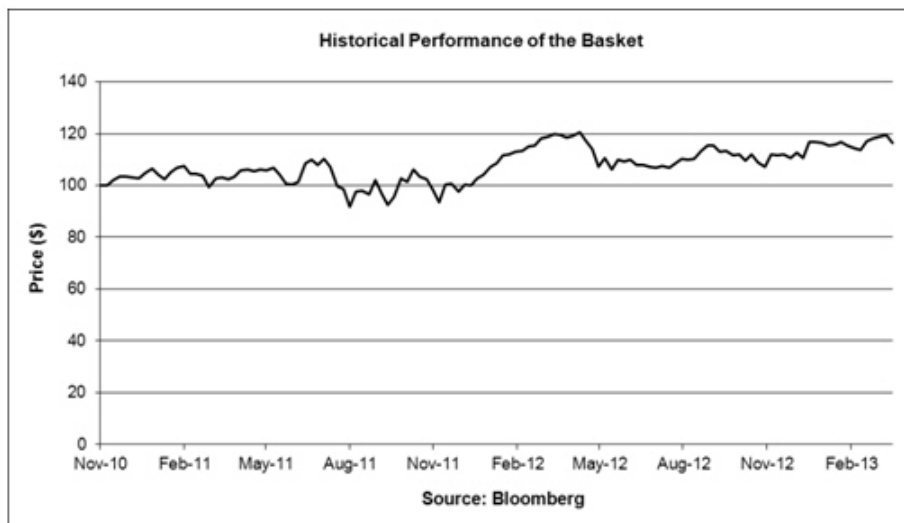
## Historical Information Regarding the Reference Stocks and the Basket

Except as noted below, the graphs contained in this term sheet set forth the historical performance of the Reference Stocks from January 4, 2008 through April 5, 2013. The graph of the historical Basket performance is based on the historical performance of the Reference Stocks from November 19, 2010 through April 5, 2013 and assumes the Basket Closing Level on November 19, 2010 was 100 and the Stock Weights were as specified under "The Basket" in this term sheet. We obtained the closing prices in this term sheet from Bloomberg Financial Markets, without independent verification. The closing prices may be adjusted by Bloomberg Financial Markets for corporate actions such as stock splits, public offerings, mergers and acquisitions, spin-offs, delistings and bankruptcy.

Since the commencement of trading of each Reference Stock, the price of that Reference Stock has experienced significant fluctuations. The historical performance of each Reference Stock and the historical performance of the Basket should not be taken as an indication of future performance, and no assurance can be given as to the closing prices of each Reference Stock or the levels of the Basket on the pricing date or the Observation Date. We cannot give you assurance that the performance of each Reference Stock will result in the return of any of your initial investment at maturity. We make no representation as to the amount of dividends, if any, that each Reference Stock issuer will pay in the future. In any event, as an investor in the notes, you will not be entitled to receive dividends, if any, that may be payable on each Reference Stock.

## Historical Information Regarding the Basket

The following graph sets forth the historical performance of the Basket based on the weekly Basket Closing Level from November 19, 2010 through April 5, 2013. The following graph assumes the Basket Closing Level on November 19, 2010 was 100 and the Stock Weights were as specified under "The Basket" in this term sheet.



### Apple Inc. ("Apple")

According to its publicly available filings with the SEC, Apple designs, manufactures and markets mobile communication and media devices, personal computers and portable digital music players and sells a variety of related software, services, peripherals, networking solutions and third-party digital content and applications. The common stock of Apple, no par value, is listed on The NASDAQ Stock Market, which we refer to as the relevant exchange for purposes of Apple in the accompanying product supplement no. 4-I. Apple's SEC file number is 000-10030.

#### Historical Information Regarding the Common Stock of Apple

The following graph sets forth the historical performance of the common stock of Apple based on the weekly closing price of one share of the common stock of Apple from January 4, 2008 through April 5, 2013. The closing price of one share of the common stock of Apple on April 8, 2013 was \$426.21.



### Citigroup Inc. ("Citigroup")

According to its publicly available filings with the SEC, Citigroup is a global diversified financial services holding company whose businesses provide consumers, companies, governments and institutions with a range of financial products and services, including consumer banking, and credit, corporate and investment banking, securities brokerage, transaction services and wealth management. The common stock of Citigroup, par value \$0.01 per share, is listed on the New York Stock Exchange, which we refer to as the relevant exchange for purposes of Citigroup in the accompanying product supplement no. 4-I. Citigroup's SEC file number is 001-09924.

#### Historical Information Regarding the Common Stock of Citigroup

The following graph sets forth the historical performance of the common stock of Citigroup based on the weekly closing price of one share of the common stock of Citigroup from January 4, 2008 through April 5, 2013. The closing price of one share of the common stock of Citigroup on April 8, 2013 was \$43.56.



### **Yum! Brands, Inc. (“Yum”)**

According to its publicly available filings with the SEC, Yum is a quick service restaurant company that develops, operates, franchises and licenses a worldwide system of restaurants, which prepare, package and sell a menu of competitively priced food items. The common stock of Yum, no par value, is listed on the New York Stock Exchange, which we refer to as the relevant exchange for purposes of Yum in the accompanying product supplement no. 4-I. Yum’s SEC file number is 001-13163.

#### **Historical Information Regarding the Common Stock of Yum**

The following graph sets forth the historical performance of the common stock of Yum based on the weekly closing price of one share of the common stock of Yum from January 4, 2008 through April 5, 2013. The closing price of one share of the common stock of Yum on April 8, 2013 was \$67.33.



### **General Motors Company (“General Motors”)**

According to its publicly available filings with the SEC, General Motors designs, builds and sells cars, trucks and automobile parts worldwide and provides automotive financing services. The common stock of General Motors, par value \$0.01 per share, is listed on the New York Stock Exchange, which we refer to as the relevant exchange for purposes of General Motors in the accompanying product supplement no. 4-I. General Motors’ SEC file number is 001-34960.

#### **Historical Information Regarding the Common Stock of General Motors**

The following graph sets forth the historical performance of the common stock of General Motors based on the weekly closing price of one share of the common stock of General Motors from November 19, 2010, through April 5, 2013. The common stock of General Motors commenced trading on the New York Stock Exchange on November 18, 2010. The closing price of one share of the common stock of General Motors on April 8, 2013 was \$27.59.

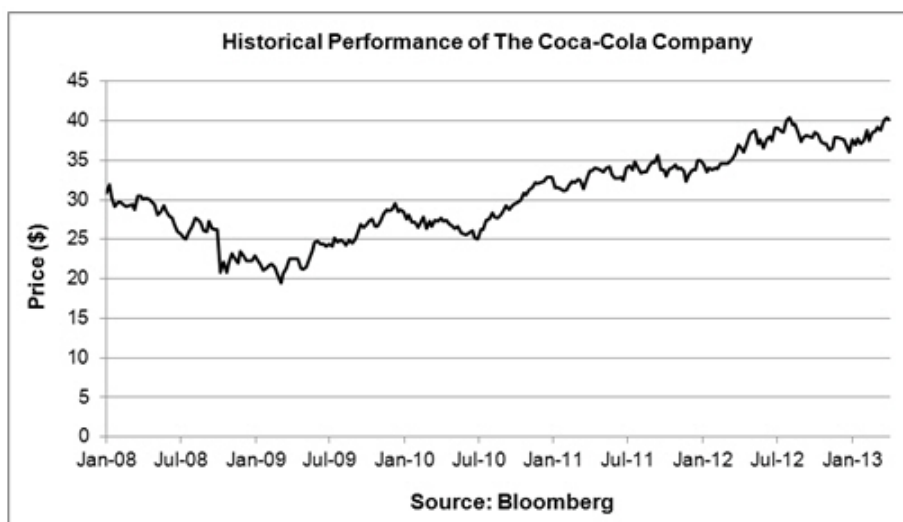


### ***The Coca-Cola Company (“Coca-Cola”)***

According to its publicly available filings with the SEC, Coca-Cola is a beverage company that owns or licenses nonalcoholic beverage brands, primarily sparkling beverages but also a variety of still beverages such as waters, enhanced waters, juices and juice drinks, ready-to-drink teas and coffees, and energy and sports drinks. The common stock of Coca-Cola, par value \$0.25 per share, is listed on the New York Stock Exchange, which we refer to as the relevant exchange for purposes of Coca-Cola in the accompanying product supplement no. 4-I. Coca-Cola’s SEC file number is 001-02217.

#### **Historical Information of the Common Stock of Coca-Cola**

The following graph sets forth the historical performance of the common stock of Coca-Cola based on the weekly closing price of one share of the common stock of Coca-Cola from January 4, 2008 through April 5, 2013. The closing price of one share of the common stock of Coca-Cola on April 8, 2013 was \$40.86.



### ***Coach, Inc. (“Coach”)***

According to its publicly available filings with the SEC, Coach is a marketer of fine accessories and gifts for women and men. The common stock of Coach, par value \$0.01 per share, is listed on the New York Stock Exchange, which we refer to as the relevant exchange for purposes of Coach in the accompanying product supplement no. 4-I. Coach’s SEC file number is 001-16153.

#### **Historical Information Regarding the Common Stock of Coach**

The following graph sets forth the historical performance of the common stock of Coach based on the weekly closing price of one share of the common stock of Coach from January 4, 2008 through April 5, 2013. The closing price of one share of the common stock of Coach on April 8, 2013 was \$50.00.

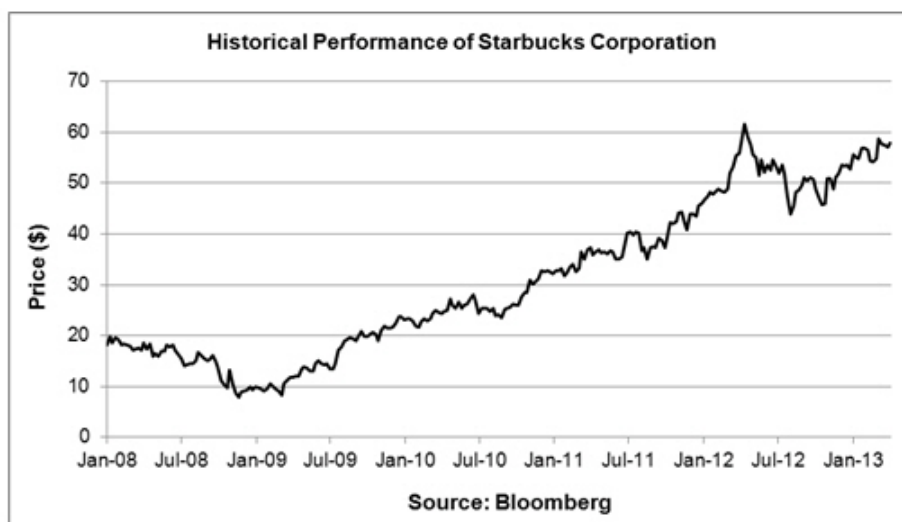


### Starbucks Corporation (“Starbucks”)

According to its publicly available filings with the SEC, Starbucks is a roaster, marketer and retailer of specialty coffee. The common stock of Starbucks, par value \$0.001 per share, is listed on The NASDAQ Stock Market, which we refer to as the relevant exchange for purposes of Starbucks in the accompanying product supplement no. 4-I. Starbucks’ SEC file number is 000-20322.

#### Historical Information Regarding the Common Stock of Starbucks

The following graph sets forth the historical performance of the common stock of Starbucks based on the weekly closing price of one share of the common stock of Starbucks from January 4, 2008 through April 5, 2013. The closing price of one share of the common stock of Starbucks on April 8, 2013 was \$58.12.

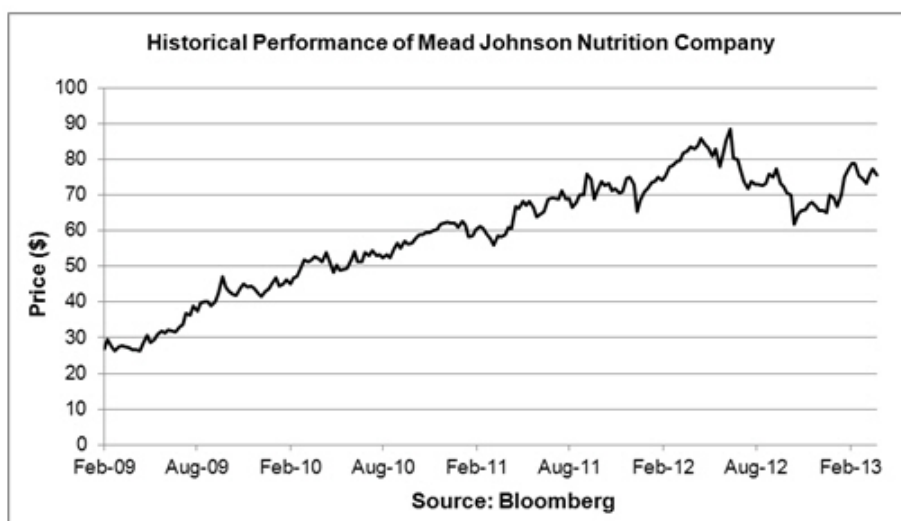


### Mead Johnson Nutrition Company (“Mead Johnson”)

According to its publicly available filings with the SEC, Mead Johnson manufactures, distributes and sells infant formulas, children’s nutrition and other nutritional products. The common stock of Mead Johnson, par value \$0.01 per share, is listed on the New York Stock Exchange, which we refer to as the relevant exchange for purposes of Mead Johnson in the accompanying product supplement no. 4-I. Mead Johnson’s SEC file number is 001-34251.

#### Historical Information Regarding the Common Stock of Mead Johnson

The following graph sets forth the historical performance of the common stock of Mead Johnson based on the weekly closing price of one share of the common stock of Mead Johnson from February 13, 2009 through April 5, 2013. The common stock of Mead Johnson commenced trading on the New York Stock Exchange on February 11, 2009. The closing price of one share of the common stock of Mead Johnson on April 8, 2013 was \$76.64.



### **NIKE, Inc. (“NIKE”)**

According to its publicly available filings with the SEC, NIKE's primary business activity is the design, development and worldwide marketing and selling of footwear, apparel, equipment, accessories and services. The Class B common stock of NIKE, no par value, is listed on the New York Stock Exchange, which we refer to as the relevant exchange for purposes of NIKE in the accompanying product supplement no. 4-I. NIKE's SEC file number is 001-10635.

#### **Historical Information Regarding the Class B Common Stock of NIKE**

The following graph sets forth the historical performance of the Class B common stock of NIKE based on the weekly closing price of one share of the Class B common stock of NIKE from January 4, 2008 through April 5, 2013. The closing price of one share of the Class B common stock of NIKE on April 8, 2013 was \$59.95.



### **Mondelēz International Inc. (“Mondelēz”)**

According to its publicly available filings with the SEC, Mondelēz is a snack company that manufactures and markets food and beverage products. The Class A common stock of Mondelēz, no par value, is listed on The NASDAQ Stock Market, which we refer to as the relevant exchange for purposes of Mondelēz in the accompanying product supplement no. 4-I. Mondelēz's SEC file number is 001-16483.

#### **Historical Information Regarding the Class A common stock of Mondelēz**

The following graph sets forth the historical performance of the Class A common stock of Mondelēz based on the weekly closing price of one share of the Class A common stock of Mondelēz from January 4, 2008 through April 5, 2013. The Class A common stock of Mondelēz commenced trading on The NASDAQ Stock Market on June 26, 2012. Prior to June 26, 2012, the Class A common stock of Mondelēz was traded on the New York Stock Exchange. The closing price of one share of the Class A common stock of Mondelēz on April 8, 2013 was \$30.15. The historical performance of the Class A common stock of Mondelēz prior to October 1, 2012 has been adjusted to take into account the spin-off of Mondelēz's North American grocery operations.



### ***Wynn Resorts, Limited ("Wynn Resorts")***

According to its publicly available filings with the SEC, Wynn Resorts is a developer, owner and operator of destination casino resorts. The common stock of Wynn Resorts, par value \$0.01 per share, is listed on The NASDAQ Stock Market, which we refer to as the relevant exchange for purposes of Wynn Resorts in the accompanying product supplement no. 4-I. Wynn Resorts' SEC file number is 000-50028.

### **Historical Information Regarding the Common Stock of Wynn Resorts**

The following graph sets forth the historical performance of the common stock of Wynn Resorts based on the weekly closing price of one share of the common stock of Wynn Resorts from January 4, 2008 through April 5, 2013. The closing price of one share of the common stock of Wynn Resorts on April 8, 2013 was \$122.68.



### ***Starwood Hotels & Resorts Worldwide, Inc. ("Starwood")***

According to its publicly available filings with the SEC, Starwood is a hotel and leisure company which focuses on the global operation of hotels and resorts, primarily in the luxury and upscale segments of the lodging industry. Starwood is also a provider of vacation experiences through villa-style resorts and privileged access to Starwood brands. The common stock of Starwood, par value \$0.01 per share, is listed on the New York Stock Exchange, which we refer to as the relevant exchange for purposes of Starwood in the accompanying product supplement no. 4-I. Starwood's SEC file number is 001-07959.

### **Historical Information Regarding the Common Stock of Starwood**

The following graph sets forth the historical performance of the common stock of Starwood based on the weekly closing price of one share of the common stock of Starwood from January 4, 2008 through April 5, 2013. The closing price of one share of the common stock of Starwood on April 8, 2013 was \$61.98.



### ***Teva Pharmaceutical Industries Limited ("Teva")***

According to its publicly available filings with the SEC, Teva, an Israeli company, is a global pharmaceutical company whose business includes three primary areas: generic, specialty and over-the-counter medications. The ADSs of Teva, each representing one ordinary share of Teva, par value ILS 0.10 per share, are listed on the New York Stock Exchange, which we refer to as the relevant exchange for purposes of Teva in the accompanying product supplement no. 4-I. Teva's SEC file number is 000-16174.

### **Historical Information Regarding the ADSs of Teva**

The following graph sets forth the historical performance of the ADSs of Teva based on the weekly closing price of one ADS of Teva from January 4, 2008 through April 5, 2013. The ADSs of Teva commenced trading on the New York Stock Exchange on May 30, 2012. Prior to May 30, 2012, the ADSs of Teva were traded on The NASDAQ Stock Market. The closing price of one ADS of Teva on April 8, 2013 was \$38.90.



### ***Broadcom Corporation ("Broadcom")***

According to its publicly available filings with the SEC, Broadcom is a provider of semiconductor solutions for wired and wireless communications. The Class A common stock of Broadcom, par value \$0.0001 per share, is listed on The NASDAQ Stock Market, which we refer to as the relevant exchange for purposes of Broadcom in the accompanying product supplement no. 4-I. Broadcom's SEC file number is 000-23993.

### **Historical Information Regarding the Class A Common Stock of Broadcom**

The following graph sets forth the historical performance of The Class A common stock of Broadcom based on the weekly closing price of one share of The Class A common stock of Broadcom from January 4, 2008 through April 5, 2013. The closing price of one share of The Class A common stock of Broadcom on April 8, 2013 was \$33.56.



### **HSBC Holdings plc ("HSBC")**

According to its publicly available filings with the SEC, HSBC, a United Kingdom company, is a banking and financial services organization, serving its customers through four global businesses: Retail Banking and Wealth Management, Commercial Banking, Global Banking and Markets and Global Private Banking. The ADSs of HSBC, each representing five ordinary shares of HSBC, par value \$0.50 per share, are listed on the New York Stock Exchange, which we refer to as the relevant exchange for purposes of HSBC in the accompanying product supplement no. 4-I. HSBC's SEC file number is 001-14930.

### **Historical Information of the ADS of HSBC**

The following graph sets forth the historical performance of the ADSs of HSBC based on the weekly closing price of one ADS of HSBC from January 4, 2008 through April 5, 2013. The closing price of one ADS of HSBC on April 8, 2013 was \$52.30.



### **Supplemental Plan of Distribution**

JPMS, acting as agent for JPMorgan Chase & Co., will receive a commission that will depend on market conditions on the pricing date. In no event will that commission exceed \$10.00 per \$1,000 principal amount note. JPMS may use a portion of that commission to allow selling concessions to another affiliated broker-dealer. See "Plan of Distribution (Conflicts of Interest)" beginning on page PS-77 of the accompanying product supplement no. 4-I.

For a different portion of the notes to be sold in this offering, an affiliated bank will receive a fee and another affiliate of ours will receive a structuring and development fee. In no event will the total amount of these fees exceed \$10.00 per \$1,000 principal amount note.