



JPMorgan Chase Financial Company LLC
Structured Investments

\$2,634,000

Auto Callable Contingent Interest Notes Linked to the Least Performing of the Class A Common Stock of GoodRx Holdings, Inc., the Common Stock of General Motors Company and the Common Stock of The Boeing Company due October 3, 2024

Fully and Unconditionally Guaranteed by JPMorgan Chase & Co.

- The notes are designed for investors who seek a Contingent Interest Payment with respect to each Review Date for which the closing price of one share of each of the Reference Stocks is greater than or equal to 60.00% of its Initial Value, which we refer to as an Interest Barrier.
- The notes will be automatically called if the closing price of one share of each Reference Stock on any Review Date (other than the first, second and final Review Dates) is greater than or equal to its Initial Value.
- The earliest date on which an automatic call may be initiated is December 30, 2021.
- Investors should be willing to accept the risk of losing some or all of their principal and the risk that no Contingent Interest Payment may be made with respect to some or all Review Dates.
- Investors will be exposed to the depreciation of the least performing of the Reference Stocks if the Final Value of any Reference Stock is less than 60.00% of its Initial Value, which we refer to as a Trigger Value, and the notes have not been automatically called, unless the Final Value of any other Reference Stock is greater than or equal to its Initial Value.
- Investors should also be willing to forgo fixed interest and dividend payments, in exchange for the opportunity to receive Contingent Interest Payments.
- The notes are unsecured and unsubordinated obligations of JPMorgan Chase Financial Company LLC, which we refer to as JPMorgan Financial, the payment on which is fully and unconditionally guaranteed by JPMorgan Chase & Co. **Any payment on the notes is subject to the credit risk of JPMorgan Financial, as issuer of the notes, and the credit risk of JPMorgan Chase & Co., as guarantor of the notes.**
- Payments on the notes are not linked to a basket composed of the Reference Stocks. Payments on the notes are linked to the performance of each of the Reference Stocks individually, as described below.
- Minimum denominations of \$1,000 and integral multiples thereof
- The notes priced on September 30, 2021 and are expected to settle on or about October 5, 2021.
- CUSIP: 48132W4M8

Investing in the notes involves a number of risks. See “Risk Factors” beginning on page S-2 of the accompanying prospectus supplement, “Risk Factors” beginning on page PS-12 of the accompanying product supplement and “Selected Risk Considerations” beginning on page PS-7 of this pricing supplement.

Neither the Securities and Exchange Commission (the “SEC”) nor any state securities commission has approved or disapproved of the notes or passed upon the accuracy or the adequacy of this pricing supplement or the accompanying product supplement, prospectus supplement and prospectus. Any representation to the contrary is a criminal offense.

	Price to Public (1)(2)	Fees and Commissions (2)(3)	Proceeds to Issuer
Per note	\$1,000	\$32.50	\$967.50
Total	\$2,630,750	\$82,355	\$2,548,395

(1) See “Supplemental Use of Proceeds” in this pricing supplement for information about the components of the price to public of the notes.

(2) With respect to \$100,000 aggregate principal amount of notes sold to certain fee-based advisory accounts for which an affiliated or unaffiliated broker-dealer is an investment adviser, the price to the public will be \$967.50 per \$1,000 principal amount note. J.P. Morgan Securities LLC, which we refer to as JPMS, and these broker-dealers will forgo any selling commissions related to these sales. See “Plan of Distribution (Conflicts of Interest)” in the accompanying product supplement.

(3) With respect to \$2,534,000 aggregate principal amount of notes sold to brokerage accounts, JPMS, acting as agent for JPMorgan Financial, will pay all of the selling commissions of \$32.50 per \$1,000 principal amount note it receives from us to other affiliated or unaffiliated dealers. See “Plan of Distribution (Conflicts of Interest)” in the accompanying product supplement.

The estimated value of the notes, when the terms of the notes were set, was \$924.90 per \$1,000 principal amount note. See “The Estimated Value of the Notes” in this pricing supplement for additional information.

The notes are not bank deposits, are not insured by the Federal Deposit Insurance Corporation or any other governmental agency and are not obligations of, or guaranteed by, a bank.

*This pricing supplement amends and restates and supersedes the original pricing supplement related hereto dated September 30, 2021 to product supplement no. 4-II in its entirety (the original pricing supplement is available on the SEC website at http://www.sec.gov/Archives/edgar/data/0001665650/000182912621011347/jpm_424b2.htm).

Pricing supplement to product supplement no. 4-II dated November 4, 2020 and the prospectus and prospectus supplement, each dated April 8, 2020

Key Terms

Issuer: JPMorgan Chase Financial Company LLC, an indirect, wholly owned finance subsidiary of JPMorgan Chase & Co.

Guarantor: JPMorgan Chase & Co.

Reference Stocks: As specified under "Key Terms Relating to the Reference Stocks" in this pricing supplement

Contingent Interest Payments: If the notes have not been automatically called and the closing price of one share of each Reference Stock on any Review Date is greater than or equal to its Interest Barrier, you will receive on the applicable Interest Payment Date for each \$1,000 principal amount note a Contingent Interest Payment equal to \$10.8333 (equivalent to a Contingent Interest Rate of 13.00% per annum, payable at a rate of 1.08333% per month).

If the closing price of one share of any Reference Stock on any Review Date is less than its Interest Barrier, no Contingent Interest Payment will be made with respect to that Review Date.

Contingent Interest Rate: 13.00% per annum, payable at a rate of 1.08333% per month

Interest Barrier / Trigger Value: With respect to each Reference Stock, 60.00% of its Initial Value, as specified under "Key Terms Relating to the Reference Stocks" in this pricing supplement

Pricing Date: September 30, 2021

Original Issue Date (Settlement Date): On or about October 5, 2021

Review Dates*: November 1, 2021, November 30, 2021, December 30, 2021, January 31, 2022, February 28, 2022, March 30, 2022, May 2, 2022, May 31, 2022, June 30, 2022, August 1, 2022, August 30, 2022, September 30, 2022, October 31, 2022, November 30, 2022, December 30, 2022, January 30, 2023, February 28, 2023, March 30, 2023, May 1, 2023, May 30, 2023, June 30, 2023, July 31, 2023, August 30, 2023, October 2, 2023, October 30, 2023, November 30, 2023, January 2, 2024, January 30, 2024, February 29, 2024, April 1, 2024, April 30, 2024, May 30, 2024, July 1, 2024, July 30, 2024, August 30, 2024 and September 30, 2024 (final Review Date)

Interest Payment Dates*: November 4, 2021, December 3, 2021, January 4, 2022, February 3, 2022, March 3, 2022, April 4, 2022, May 5, 2022, June 3, 2022, July 6, 2022, August 4, 2022, September 2, 2022, October 5, 2022, November 3, 2022, December 5, 2022, January 5, 2023, February 2, 2023, March 3, 2023, April 4, 2023, May 4, 2023, June 2, 2023, July 6, 2023, August 3, 2023, September 5, 2023, October 5, 2023, November 2, 2023, December 5, 2023, January 5, 2024, February 2, 2024, March 5, 2024, April 4, 2024, May 3, 2024, June 4, 2024, July 5, 2024, August 2, 2024, September 5, 2024 and the Maturity Date

Maturity Date*: October 3, 2024

Call Settlement Date*: If the notes are automatically called on any Review Date (other than the first, second and final Review Dates), the first Interest Payment Date immediately following that Review Date

* Subject to postponement in the event of a market disruption event and as described under "General Terms of Notes — Postponement of a Determination Date — Notes Linked to Multiple Underlyings" and "General Terms of Notes — Postponement of a Payment Date" in the accompanying product supplement

Automatic Call:

If the closing price of one share of each Reference Stock on any Review Date (other than the first, second and final Review Dates) is greater than or equal to its Initial Value, the notes will be automatically called for a cash payment, for each \$1,000 principal amount note, equal to (a) \$1,000 plus (b) the Contingent Interest Payment applicable to that Review Date, payable on the applicable Call Settlement Date. No further payments will be made on the notes.

Payment at Maturity:

If the notes have not been automatically called and (i) the Final Value of any Reference Stock is greater than or equal to its Initial Value or (ii) the Final Value of each Reference Stock is greater than or equal to its Trigger Value, you will receive a cash payment at maturity, for each \$1,000 principal amount note, equal to (a) \$1,000 plus (b) the Contingent Interest Payment, if any, applicable to the final Review Date.

If the notes have not been automatically called and (i) the Final Value of each Reference Stock is less than its Initial Value and (ii) the Final Value of any Reference Stock is less than its Trigger Value, your payment at maturity per \$1,000 principal amount note will be calculated as follows:

$$\$1,000 + (\$1,000 \times \text{Least Performing Stock Return})$$

If the notes have not been automatically called and (i) the Final Value of each Reference Stock is less than its Initial Value and (ii) the Final Value of any Reference Stock is less than its Trigger Value, you will lose more than 40.00% of your principal amount at maturity and could lose all of your principal amount at maturity.

Least Performing Reference Stock: The Reference Stock with the Least Performing Stock Return

Least Performing Stock Return: The lowest of the Stock Returns of the Reference Stocks

Stock Return:

With respect to each Reference Stock,

$$\frac{(\text{Final Value} - \text{Initial Value})}{\text{Initial Value}}$$

Initial Value: With respect to each Reference Stock, the closing price of one share of that Reference Stock on the Pricing Date, as specified under "Key Terms Relating to the Reference Stocks" in this pricing supplement

Final Value: With respect to each Reference Stock, the closing price of one share of that Reference Stock on the final Review Date

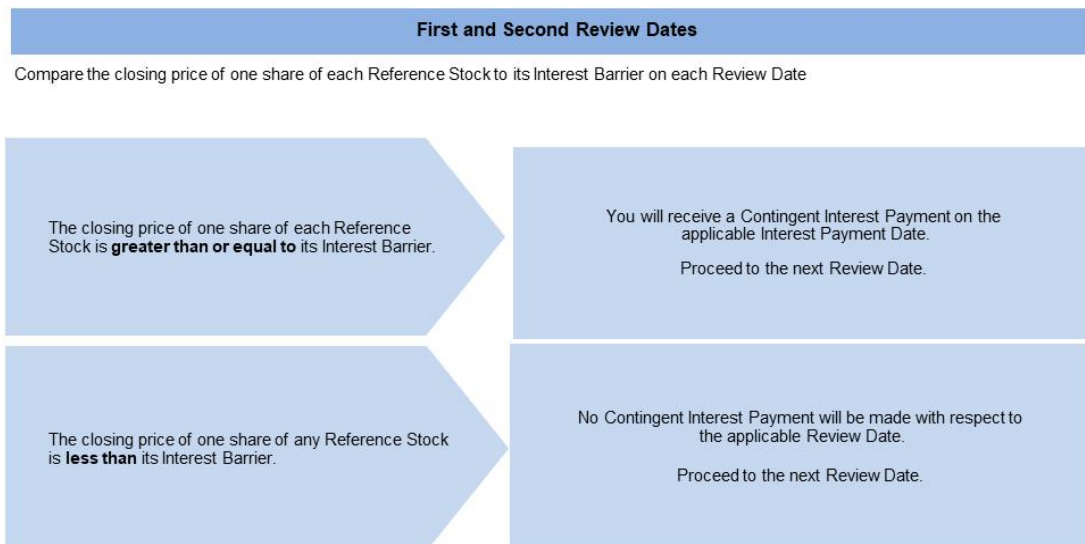
Stock Adjustment Factor: With respect to each Reference Stock, the Stock Adjustment Factor is referenced in determining the closing price of one share of that Reference Stock and is set equal to 1.0 on the Pricing Date. The Stock Adjustment Factor of each Reference Stock is subject to adjustment upon the occurrence of certain corporate events affecting that Reference Stock. See "The Underlyings — Reference Stocks — Anti-Dilution Adjustments" and "The Underlyings — Reference Stocks — Reorganization Events" in the accompanying product supplement for further information.

Key Terms Relating to the Reference Stocks

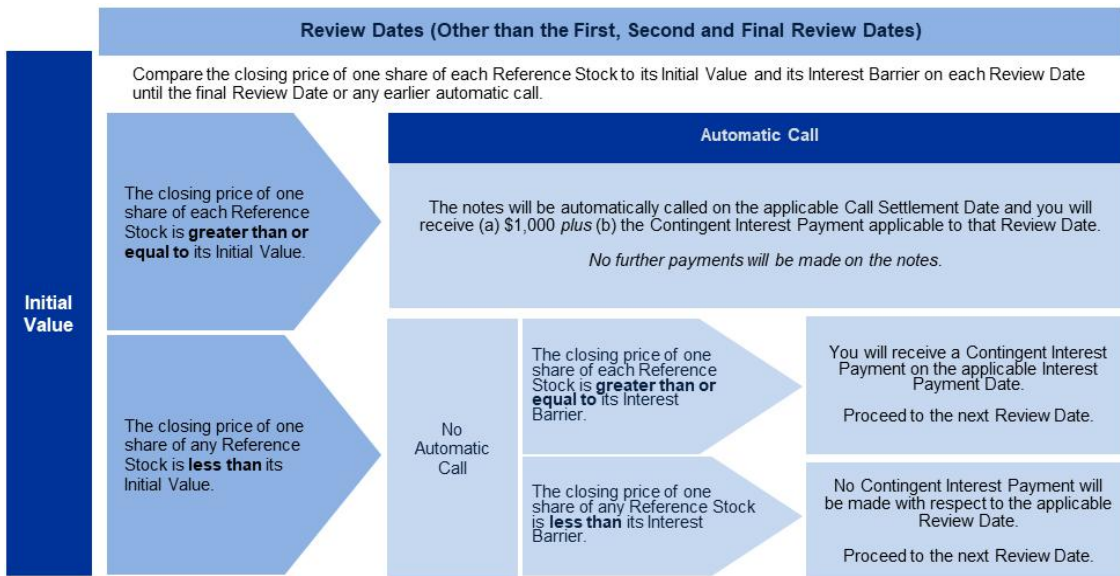
Reference Stock	Bloomberg Ticker Symbol	Initial Value	Interest Barrier / Trigger Value
Class A common stock of GoodRx Holdings, Inc., par value \$0.0001 per share	GDRX	\$41.02	\$24.612
Common stock of General Motors Company, par value \$0.01 per share	GM	\$52.71	\$31.626
Common stock of The Boeing Company, par value \$5.00 per share	BA	\$219.94	\$131.964

How the Notes Work

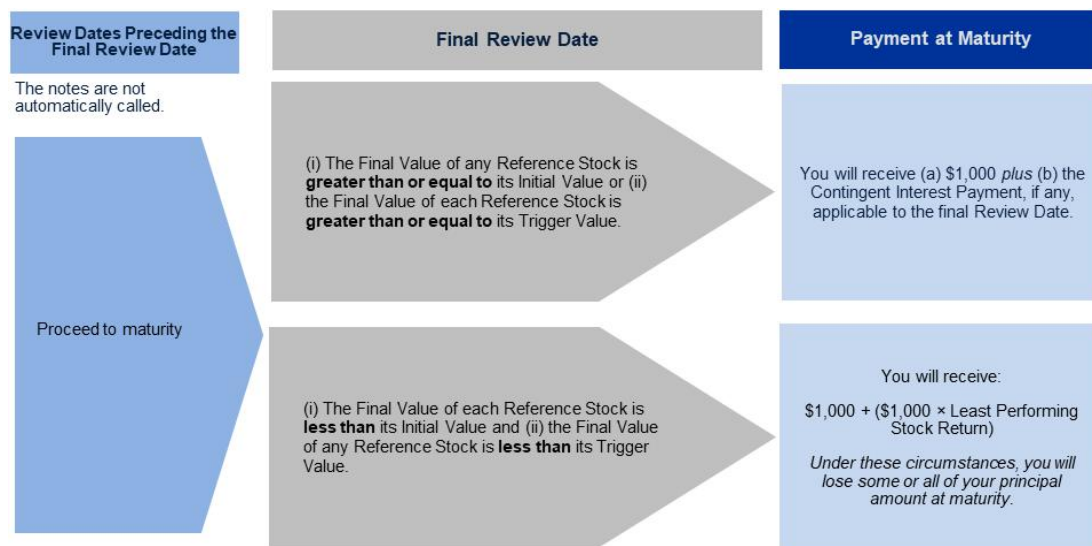
Payments in Connection with the First and Second Review Dates



Payments in Connection with Review Dates (Other than the First, Second and Final Review Dates)



Payment at Maturity If the Notes Have Not Been Automatically Called



Total Contingent Interest Payments

The table below illustrates the hypothetical total Contingent Interest Payments per \$1,000 principal amount note over the term of the notes based on the Contingent Interest Rate of 13.00% per annum, depending on how many Contingent Interest Payments are made prior to automatic call or maturity.

Number of Contingent Interest Payments	Total Contingent Interest Payments
36	\$390.0000
35	\$379.1667
34	\$368.3333
33	\$357.5000
32	\$346.6667
31	\$335.8333
30	\$325.0000
29	\$314.1667
28	\$303.3333
27	\$292.5000
26	\$281.6667
25	\$270.8333
24	\$260.0000
23	\$249.1667
22	\$238.3333
21	\$227.5000
20	\$216.6667
19	\$205.8333
18	\$195.0000
17	\$184.1667
16	\$173.3333
15	\$162.5000
14	\$151.6667
13	\$140.8333
12	\$130.0000
11	\$119.1667
10	\$108.3333
9	\$97.5000
8	\$86.6667
7	\$75.8333
6	\$65.0000
5	\$54.1667
4	\$43.3333
3	\$32.5000
2	\$21.6667
1	\$10.8333
0	\$0.0000

PS-4 | Structured Investments

Auto Callable Contingent Interest Notes Linked to the Least Performing of the Class A Common Stock of GoodRx Holdings, Inc., the Common Stock of General Motors Company and the Common Stock of The Boeing Company

J.P.Morgan

Hypothetical Payout Examples

The following examples illustrate payments on the notes linked to three hypothetical Reference Stocks, assuming a range of performances for the hypothetical Least Performing Reference Stock on the Review Dates. **Each hypothetical payment set forth below assumes that the closing price of one share of each Reference Stock that is not the Least Performing Reference Stock on each Review Date is greater than or equal to its Initial Value (and therefore its Interest Barrier and Trigger Value).**

In addition, the hypothetical payments set forth below assume the following:

- the notes were sold only to brokerage accounts;
- an Initial Value for the Least Performing Reference Stock of \$100.00;
- an Interest Barrier and a Trigger Value for the Least Performing Reference Stock of \$60.00 (equal to 60.00% of its hypothetical Initial Value); and
- a Contingent Interest Rate of 13.00% per annum (payable at a rate of 1.08333% per month).

The hypothetical Initial Value of the Least Performing Reference Stock of \$100.00 has been chosen for illustrative purposes only and does not represent the actual Initial Value of any Reference Stock. The actual Initial Value of each Reference Stock is the closing price of one share of that Reference Stock on the Pricing Date and is specified under "Key Terms Relating to the Reference Stocks" in this pricing supplement. For historical data regarding the actual closing prices of one share of each Reference Stock, please see the historical information set forth under "The Reference Stocks" in this pricing supplement.

As used in this section, the "Best Performing Reference Stock" is the Reference Stock with the highest of the Stock Returns of the Reference Stocks. Each hypothetical payment set forth below is for illustrative purposes only and may not be the actual payment applicable to a purchaser of the notes. The numbers appearing in the following examples have been rounded for ease of analysis.

Example 1 — Notes are automatically called on the third Review Date.

Date	Closing Price of One Share of Least Performing Reference Stock	Payment (per \$1,000 principal amount note)
First Review Date	\$105.00	\$10.8333
Second Review Date	\$115.00	\$10.8333
Third Review Date	\$110.00	\$1,010.8333
	Total Payment	\$1,032.50 (3.25% return)

Because the closing price of one share of each Reference Stock on the third Review Date is greater than or equal to its Initial Value, the notes will be automatically called for a cash payment, for each \$1,000 principal amount note, of \$1,010.8333 (or \$1,000 *plus* the Contingent Interest Payment applicable to the third Review Date), payable on the applicable Call Settlement Date. The notes are not automatically callable before the third Review Date, even though the closing price of one share of each Reference Stock on each of the first and second Review Dates is greater than its Initial Value. When added to the Contingent Interest Payments received with respect to the prior Review Dates, the total amount paid, for each \$1,000 principal amount note, is \$1,032.50. No further payments will be made on the notes.

Example 2 — Notes have NOT been automatically called, the Final Value of each Reference Stock is less than its Initial Value and the Final Value of the Least Performing Reference Stock is greater than or equal to its Trigger Value.

Date	Closing Price of One Share of Least Performing Reference Stock	Closing Price of One Share of Best Performing Reference Stock	Payment (per \$1,000 principal amount note)
First Review Date	\$95.00	N/A	\$10.8333
Second Review Date	\$85.00	N/A	\$10.8333
Third through Thirty-Fifth Review Dates	Less than Interest Barrier	N/A	\$0
Final Review Date	\$90.00	\$95.00	\$1,010.8333
	Total Payment		\$1,032.50 (3.25% return)

Because the notes have not been automatically called and the Final Value of the Least Performing Reference Stock is greater than or equal to its Trigger Value, even though the Final Value of each Reference Stock is less than its Initial Value, the payment at maturity, for each \$1,000 principal amount note, will be \$1,010.8333 (or \$1,000 plus the Contingent Interest Payment applicable to the final Review Date). When added to the Contingent Interest Payments received with respect to the prior Review Dates, the total amount paid, for each \$1,000 principal amount note, is \$1,032.50.

Example 3 — Notes have NOT been automatically called, the Final Value of at least one Reference Stock is greater than or equal to its Initial Value and the Final Value of the Least Performing Reference Stock is less than its Trigger Value.

Date	Closing Price of One Share of Least Performing Reference Stock	Closing Price of One Share of Best Performing Reference Stock	Payment (per \$1,000 principal amount note)
First Review Date	\$95.00	N/A	\$10.8333
Second Review Date	\$85.00	N/A	\$10.8333
Third through Thirty-Fifth Review Dates	Less than Interest Barrier	N/A	\$0
Final Review Date	\$50.00	\$105.00	\$1,000.00
	Total Payment		\$1,021.6667 (2.16667% return)

Because the notes have not been automatically called and the Final Value of at least one Reference Stock is greater than or equal to its Initial Value, even though the Final Value of the Least Performing Reference Stock is less than Trigger Value, the payment at maturity, for each \$1,000 principal amount note, will be \$1,000.00. When added to the Contingent Interest Payments received with respect to the prior Review Dates, the total amount paid, for each \$1,000 principal amount note, is \$1,021.6667.

Example 4 — Notes have NOT been automatically called, the Final Value of each Reference Stock is less than its Initial Value and the Final Value of the Least Performing Reference Stock is less than its Trigger Value.

Date	Closing Price of One Share of Least Performing Reference Stock	Closing Price of One Share of Best Performing Reference Stock	Payment (per \$1,000 principal amount note)
First Review Date	\$40.00	N/A	\$0
Second Review Date	\$45.00	N/A	\$0
Third through Thirty-Fifth Review Dates	Less than Interest Barrier	N/A	\$0
Final Review Date	\$50.00	\$80.00	\$500.00
	Total Payment		\$500.00 (-50.00% return)

Because the notes have not been automatically called, the Final Value of each Reference Stock is less than its Initial Value, the Final Value of the Least Performing Reference Stock is less than its Trigger Value and the Least Performing Stock Return is -50.00%, the payment at maturity will be \$500.00 per \$1,000 principal amount note, calculated as follows:

$$\$1,000 + [\$1,000 \times (-50.00\%)] = \$500.00$$

The hypothetical returns and hypothetical payments on the notes shown above apply **only if you hold the notes for their entire term or until automatically called**. These hypotheticals do not reflect the fees or expenses that would be associated with any sale in the secondary market. If these fees and expenses were included, the hypothetical returns and hypothetical payments shown above would likely be lower.

Selected Risk Considerations

An investment in the notes involves significant risks. These risks are explained in more detail in the “Risk Factors” sections of the accompanying prospectus supplement and product supplement.

Risks Relating to the Notes Generally

YOUR INVESTMENT IN THE NOTES MAY RESULT IN A LOSS —

The notes do not guarantee any return of principal. If the notes have not been automatically called and (i) the Final Value of each Reference Stock is less than its Initial Value and (ii) the Final Value of any Reference Stock is less than its Trigger Value, you will lose 1% of the principal amount of your notes for every 1% that the Final Value of the Least Performing Reference Stock is less than its Initial Value. Accordingly, under these circumstances, you will lose more than 40.00% of your principal amount at maturity and could lose all of your principal amount at maturity.

THE NOTES DO NOT GUARANTEE THE PAYMENT OF INTEREST AND MAY NOT PAY ANY INTEREST AT ALL —

If the notes have not been automatically called, we will make a Contingent Interest Payment with respect to a Review Date only if the closing price of one share of each Reference Stock on that Review Date is greater than or equal to its Interest Barrier. If the closing price of one share of any Reference Stock on that Review Date is less than its Interest Barrier, no Contingent Interest Payment will be made with respect to that Review Date. Accordingly, if the closing price of one share of any Reference Stock on each Review Date is less than its Interest Barrier, you will not receive any interest payments over the term of the notes.

CREDIT RISKS OF JPMORGAN FINANCIAL AND JPMORGAN CHASE & CO. —

Investors are dependent on our and JPMorgan Chase & Co.’s ability to pay all amounts due on the notes. Any actual or potential change in our or JPMorgan Chase & Co.’s creditworthiness or credit spreads, as determined by the market for taking that credit risk, is likely to adversely affect the value of the notes. If we and JPMorgan Chase & Co. were to default on our payment obligations, you may not receive any amounts owed to you under the notes and you could lose your entire investment.

AS A FINANCE SUBSIDIARY, JPMORGAN FINANCIAL HAS NO INDEPENDENT OPERATIONS AND HAS LIMITED ASSETS —

As a finance subsidiary of JPMorgan Chase & Co., we have no independent operations beyond the issuance and administration of our securities. Aside from the initial capital contribution from JPMorgan Chase & Co., substantially all of our assets relate to obligations of our affiliates to make payments under loans made by us or other intercompany agreements. As a result, we are dependent upon payments from our affiliates to meet our obligations under the notes. If these affiliates do not make payments to us and we fail to make payments on the notes, you may have to seek payment under the related guarantee by JPMorgan Chase & Co., and that guarantee will rank *pari passu* with all other unsecured and unsubordinated obligations of JPMorgan Chase & Co.

THE APPRECIATION POTENTIAL OF THE NOTES IS LIMITED TO THE SUM OF ANY CONTINGENT INTEREST PAYMENTS THAT MAY BE PAID OVER THE TERM OF THE NOTES,

regardless of any appreciation of any Reference Stock, which may be significant. You will not participate in any appreciation of any Reference Stock.

YOU ARE EXPOSED TO THE RISK OF DECLINE IN THE PRICE OF ONE SHARE OF EACH REFERENCE STOCK —

Payments on the notes are not linked to a basket composed of the Reference Stocks and are contingent upon the performance of each individual Reference Stock. Poor performance by any of the Reference Stocks over the term of the notes may result in the notes not being automatically called on a Review Date, may negatively affect whether you will receive a Contingent Interest Payment on any Interest Payment Date and your payment at maturity.

YOUR PAYMENT AT MATURITY WILL BE DETERMINED PRIMARILY BY THE LEAST PERFORMING REFERENCE STOCK.

THE BENEFIT PROVIDED BY THE TRIGGER VALUE MAY TERMINATE ON THE FINAL REVIEW DATE —

If the Final Value of each Reference Stock is less than its Initial Value, the Final Value of any Reference Stock is less than its Trigger Value and the notes have not been automatically called, the benefit provided by the Trigger Value will terminate and you will be fully exposed to any depreciation of the Least Performing Reference Stock.

THE AUTOMATIC CALL FEATURE MAY FORCE A POTENTIAL EARLY EXIT —

If your notes are automatically called, the term of the notes may be reduced to as short as approximately three months and you will not receive any Contingent Interest Payments after the applicable Call Settlement Date. There is no guarantee that you would be able to reinvest the proceeds from an investment in the notes at a comparable return and/or with a comparable interest rate for a similar level of risk. Even in cases where the notes are called before maturity, you are not entitled to any fees and commissions described on the front cover of this pricing supplement.

YOU WILL NOT RECEIVE DIVIDENDS ON ANY REFERENCE STOCK OR HAVE ANY RIGHTS WITH RESPECT TO ANY REFERENCE STOCK.

THE RISK OF THE CLOSING PRICE OF ONE SHARE OF A REFERENCE STOCK FALLING BELOW ITS INTEREST BARRIER OR TRIGGER VALUE IS GREATER IF THE PRICE OF ONE SHARE OF THAT REFERENCE STOCK IS VOLATILE.

LACK OF LIQUIDITY —

The notes will not be listed on any securities exchange. Accordingly, the price at which you may be able to trade your notes is likely to depend on the price, if any, at which JPMS is willing to buy the notes. You may not be able to sell your notes. The notes are not designed to be short-term trading instruments. Accordingly, you should be able and willing to hold your notes to maturity.

Risks Relating to Conflicts of Interest

POTENTIAL CONFLICTS —

We and our affiliates play a variety of roles in connection with the notes. In performing these duties, our and JPMorgan Chase & Co.'s economic interests are potentially adverse to your interests as an investor in the notes. It is possible that hedging or trading activities of ours or our affiliates in connection with the notes could result in substantial returns for us or our affiliates while the value of the notes declines. Please refer to "Risk Factors — Risks Relating to Conflicts of Interest" in the accompanying product supplement.

Risks Relating to the Estimated Value and Secondary Market Prices of the Notes

THE ESTIMATED VALUE OF THE NOTES IS LOWER THAN THE ORIGINAL ISSUE PRICE (PRICE TO PUBLIC) OF THE NOTES —

The estimated value of the notes is only an estimate determined by reference to several factors. The original issue price of the notes exceeds the estimated value of the notes because costs associated with selling, structuring and hedging the notes are included in the original issue price of the notes. These costs include the selling commissions, if any, the projected profits, if any, that our affiliates expect to realize for assuming risks inherent in hedging our obligations under the notes and the estimated cost of hedging our obligations under the notes. See "The Estimated Value of the Notes" in this pricing supplement.

THE ESTIMATED VALUE OF THE NOTES DOES NOT REPRESENT FUTURE VALUES OF THE NOTES AND MAY DIFFER FROM OTHERS' ESTIMATES —

See "The Estimated Value of the Notes" in this pricing supplement.

THE ESTIMATED VALUE OF THE NOTES IS DERIVED BY REFERENCE TO AN INTERNAL FUNDING RATE —

The internal funding rate used in the determination of the estimated value of the notes may differ from the market-implied funding rate for vanilla fixed income instruments of a similar maturity issued by JPMorgan Chase & Co. or its affiliates. Any difference may be based on, among other things, our and our affiliates' view of the funding value of the notes as well as the higher issuance, operational and ongoing liability management costs of the notes in comparison to those costs for the conventional fixed income instruments of JPMorgan Chase & Co. This internal funding rate is based on certain market inputs and assumptions, which may prove to be incorrect, and is intended to approximate the prevailing market replacement funding rate for the notes. The use of an internal funding rate and any potential changes to that rate may have an adverse effect on the terms of the notes and any secondary market prices of the notes. See "The Estimated Value of the Notes" in this pricing supplement.

THE VALUE OF THE NOTES AS PUBLISHED BY JPMS (AND WHICH MAY BE REFLECTED ON CUSTOMER ACCOUNT STATEMENTS) MAY BE HIGHER THAN THE THEN-CURRENT ESTIMATED VALUE OF THE NOTES FOR A LIMITED TIME PERIOD —

We generally expect that some of the costs included in the original issue price of the notes will be partially paid back to you in connection with any repurchases of your notes by JPMS in an amount that will decline to zero over an initial predetermined period. See "Secondary Market Prices of the Notes" in this pricing supplement for additional information relating to this initial period. Accordingly, the estimated value of your notes during this initial period may be lower than the value of the notes as published by JPMS (and which may be shown on your customer account statements).

SECONDARY MARKET PRICES OF THE NOTES WILL LIKELY BE LOWER THAN THE ORIGINAL ISSUE PRICE OF THE NOTES —

Any secondary market prices of the notes will likely be lower than the original issue price of the notes because, among other things, secondary market prices take into account our internal secondary market funding rates for structured debt issuances and, also, because secondary market prices may exclude selling commissions, if any, projected hedging profits, if any, and estimated hedging costs that are included in the original issue price of the notes. As a result, the price, if any, at which JPMS will be willing to buy the notes from you in secondary market transactions, if at all, is likely to be lower than the original issue price. Any sale by you prior to the Maturity Date could result in a substantial loss to you.

PS-9 | Structured Investments

Auto Callable Contingent Interest Notes Linked to the Least Performing of the Class A Common Stock of GoodRx Holdings, Inc., the Common Stock of General Motors Company and the Common Stock of The Boeing Company

J.P.Morgan

· **SECONDARY MARKET PRICES OF THE NOTES WILL BE IMPACTED BY MANY ECONOMIC AND MARKET FACTORS —**

The secondary market price of the notes during their term will be impacted by a number of economic and market factors, which may either offset or magnify each other, aside from the selling commissions, if any, projected hedging profits, if any, estimated hedging costs and the prices of one share of the Reference Stocks. Additionally, independent pricing vendors and/or third party broker-dealers may publish a price for the notes, which may also be reflected on customer account statements. This price may be different (higher or lower) than the price of the notes, if any, at which JPMS may be willing to purchase your notes in the secondary market. See “Risk Factors — Risks Relating to the Estimated Value and Secondary Market Prices of the Notes — Secondary market prices of the notes will be impacted by many economic and market factors” in the accompanying product supplement.

Risks Relating to the Reference Stocks

· **NO AFFILIATION WITH ANY REFERENCE STOCK ISSUER —**

We have not independently verified any of the information about any Reference Stock issuer contained in this pricing supplement. You should undertake your own investigation into each Reference Stock and its issuer. We are not responsible for any Reference Stock issuer’s public disclosure of information, whether contained in SEC filings or otherwise.

· **LIMITED TRADING HISTORY WITH RESPECT TO THE CLASS A COMMON STOCK OF GOODRX HOLDINGS, INC. —**

The Class A common stock of GoodRx Holdings, Inc. commenced trading on The NASDAQ Stock Market on September 23, 2020 and therefore has limited historical performance. Accordingly, historical information for the Class A common stock of GoodRx Holdings, Inc. is available only since that date. Past performance should not be considered indicative of future performance.

· **THE ANTI-DILUTION PROTECTION FOR EACH REFERENCE STOCK IS LIMITED AND MAY BE DISCRETIONARY —**

The calculation agent will not make an adjustment in response to all events that could affect a Reference Stock. The calculation agent may make adjustments in response to events that are not described in the accompanying product supplement to account for any diluting or concentrative effect, but the calculation agent is under no obligation to do so or to consider your interests as a holder of the notes in making these determinations.

The Reference Stocks

All information contained herein on the Reference Stocks and on the Reference Stock issuers is derived from publicly available sources, without independent verification. Each Reference Stock is registered under the Securities Exchange Act of 1934, as amended, which we refer to as the Exchange Act, and is listed on the exchange provided in the table below, which we refer to as the relevant exchange for purposes of that Reference Stock in the accompanying product supplement. Information provided to or filed with the SEC by a Reference Stock issuer pursuant to the Exchange Act can be located by reference to the SEC file number provided in the table below, and can be accessed through www.sec.gov. We do not make any representation that these publicly available documents are accurate or complete. We obtained the closing prices below from the Bloomberg Professional[®] service ("Bloomberg") without independent verification.

Reference Stock	Bloomberg Ticker Symbol	Relevant Exchange	SEC File Number	Closing Price on September 30, 2021
Class A common stock of GoodRx Holdings, Inc., par value \$0.0001 per share	GDRX	The NASDAQ Stock Market	001-39549	\$41.02
Common stock of General Motors Company, par value \$0.01 per share	GM	New York Stock Exchange	001-34960	\$52.71
Common stock of The Boeing Company, par value \$5.00 per share	BA	New York Stock Exchange	001-00442	\$219.94

According to publicly available filings of the relevant Reference Stock issuer with the SEC:

- GoodRx Holdings, Inc. operates a digital healthcare platform that offers information and tools to help consumers compare prices and save on their prescription drug purchases.
- General Motors Company designs, builds and sells trucks, crossovers, cars and automobile parts. It also provides automotive financing services through General Motors Financial Company, Inc.
- The Boeing Company is an aerospace firm that operates in four principal segments: commercial airplanes; defense, space & security; global services; and Boeing Capital.

PS-11 | Structured Investments

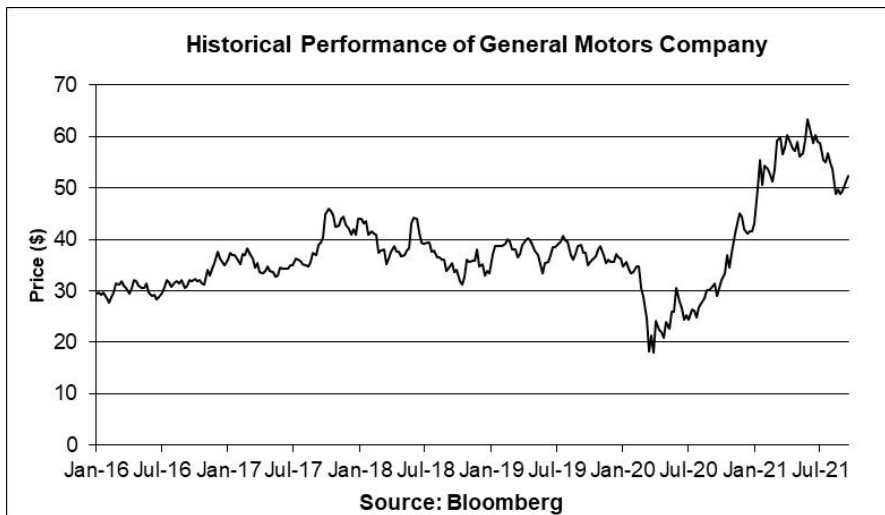
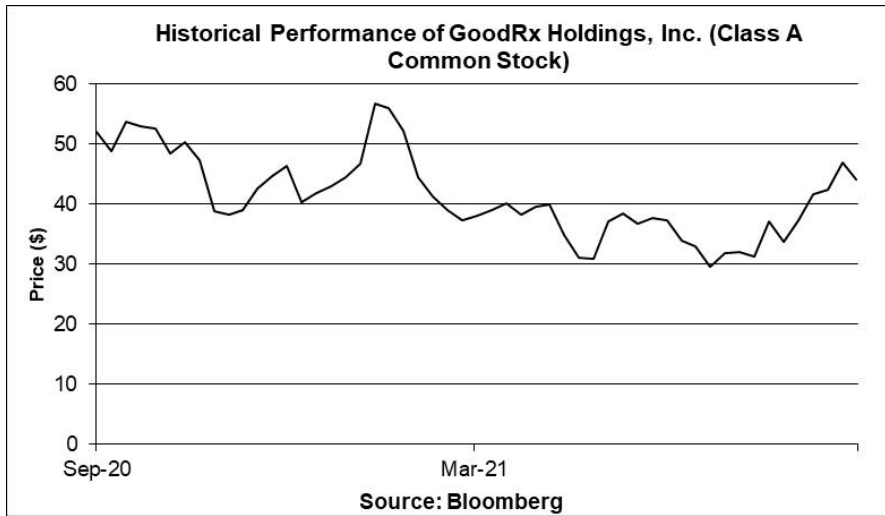
Auto Callable Contingent Interest Notes Linked to the Least Performing of the Class A Common Stock of GoodRx Holdings, Inc., the Common Stock of General Motors Company and the Common Stock of The Boeing Company

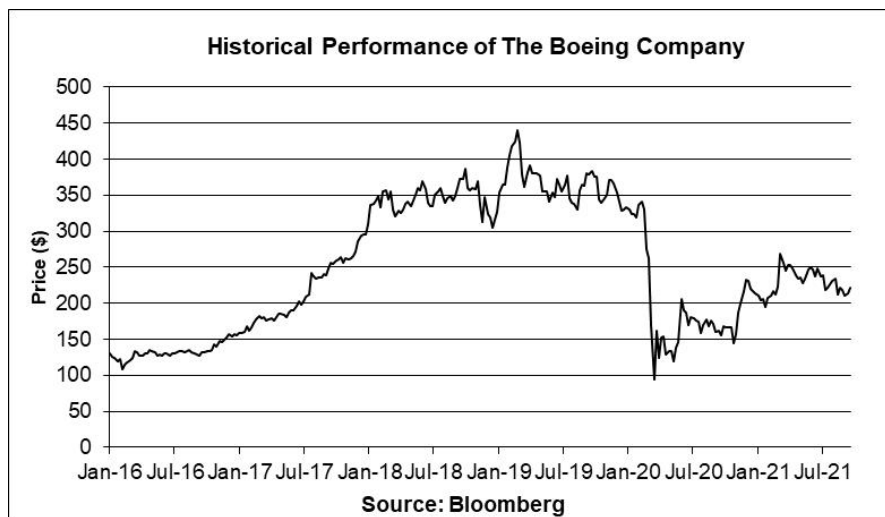
J.P.Morgan

Historical Information

The following graphs set forth the historical performance of each Reference Stock (other than the Class A common stock of GoodRx Holdings, Inc.) based on the weekly historical closing prices of one share of that Reference Stock from January 8, 2016 through September 24, 2021 and the historical performance of the Class A common stock of GoodRx Holdings, Inc. based on the weekly historical closing prices of one share of that Reference Stock from September 25, 2020 through September 24, 2021. The Class A common stock of GoodRx Holdings, Inc. commenced trading on The NASDAQ Stock Market on September 23, 2020 and therefore has limited historical performance. The closing prices above and below may have been adjusted by Bloomberg for corporate actions, such as stock splits, public offerings, mergers and acquisitions, spin-offs, delistings and bankruptcy.

The historical closing prices of one share of each Reference Stock should not be taken as an indication of future performance, and no assurance can be given as to the closing price of one share of any Reference Stock on any Review Date. There can be no assurance that the performance of the Reference Stocks will result in the return of any of your principal amount or the payment of any interest.





Tax Treatment

You should review carefully the section entitled “Material U.S. Federal Income Tax Consequences” in the accompanying product supplement no. 4-II. In determining our reporting responsibilities we intend to treat (i) the notes for U.S. federal income tax purposes as prepaid forward contracts with associated contingent coupons and (ii) any Contingent Interest Payments as ordinary income, as described in the section entitled “Material U.S. Federal Income Tax Consequences — Tax Consequences to U.S. Holders — Notes Treated as Prepaid Forward Contracts with Associated Contingent Coupons” in the accompanying product supplement. Based on the advice of Davis Polk & Wardwell LLP, our special tax counsel, we believe that this is a reasonable treatment, but that there are other reasonable treatments that the IRS or a court may adopt, in which case the timing and character of any income or loss on the notes could be materially affected. In addition, in 2007 Treasury and the IRS released a notice requesting comments on the U.S. federal income tax treatment of “prepaid forward contracts” and similar instruments. The notice focuses in particular on whether to require investors in these instruments to accrue income over the term of their investment. It also asks for comments on a number of related topics, including the character of income or loss with respect to these instruments and the relevance of factors such as the nature of the underlying property to which the instruments are linked. While the notice requests comments on appropriate transition rules and effective dates, any Treasury regulations or other guidance promulgated after consideration of these issues could materially affect the tax consequences of an investment in the notes, possibly with retroactive effect. The discussions above and in the accompanying product supplement do not address the consequences to taxpayers subject to special tax accounting rules under Section 451(b) of the Code. You should consult your tax adviser regarding the U.S. federal income tax consequences of an investment in the notes, including possible alternative treatments and the issues presented by the notice described above.

Non-U.S. Holders — Tax Considerations. The U.S. federal income tax treatment of Contingent Interest Payments is uncertain, and although we believe it is reasonable to take a position that Contingent Interest Payments are not subject to U.S. withholding tax (at least if an applicable Form W-8 is provided), a withholding agent may nonetheless withhold on these payments (generally at a rate of 30%, subject to the possible reduction of that rate under an applicable income tax treaty), unless income from your notes is effectively connected with your conduct of a trade or business in the United States (and, if an applicable treaty so requires, attributable to a permanent establishment in the United States). If you are not a United States person, you are urged to consult your tax adviser regarding the U.S. federal income tax consequences of an investment in the notes in light of your particular circumstances.

Section 871(m) of the Code and Treasury regulations promulgated thereunder (“Section 871(m)”) generally impose a 30% withholding tax (unless an income tax treaty applies) on dividend equivalents paid or deemed paid to Non-U.S. Holders with respect to certain financial instruments linked to U.S. equities or indices that include U.S. equities. Section 871(m) provides certain exceptions to this withholding regime, including for instruments linked to certain broad-based indices that meet requirements set forth in the applicable Treasury regulations. Additionally, a recent IRS notice excludes from the scope of Section 871(m) instruments issued prior to January 1, 2023 that do not have a delta of one with respect to underlying securities that could pay U.S.-source dividends for U.S. federal income tax purposes (each an “Underlying Security”). Based on certain determinations made by us, our special tax counsel is of the opinion that Section 871(m) should not apply to the notes with regard to Non-U.S. Holders. Our determination is not binding on the IRS, and the IRS may disagree with this determination. Section 871(m) is complex and its application may depend on your particular

circumstances, including whether you enter into other transactions with respect to an Underlying Security. You should consult your tax adviser regarding the potential application of Section 871(m) to the notes.

In the event of any withholding on the notes, we will not be required to pay any additional amounts with respect to amounts so withheld.

The Estimated Value of the Notes

The estimated value of the notes set forth on the cover of this pricing supplement is equal to the sum of the values of the following hypothetical components: (1) a fixed-income debt component with the same maturity as the notes, valued using the internal funding rate described below, and (2) the derivative or derivatives underlying the economic terms of the notes. The estimated value of the notes does not represent a minimum price at which JPMS would be willing to buy your notes in any secondary market (if any exists) at any time. The internal funding rate used in the determination of the estimated value of the notes may differ from the market-implied funding rate for vanilla fixed income instruments of a similar maturity issued by JPMorgan Chase & Co. or its affiliates. Any difference may be based on, among other things, our and our affiliates' view of the funding value of the notes as well as the higher issuance, operational and ongoing liability management costs of the notes in comparison to those costs for the conventional fixed income instruments of JPMorgan Chase & Co. This internal funding rate is based on certain market inputs and assumptions, which may prove to be incorrect, and is intended to approximate the prevailing market replacement funding rate for the notes. The use of an internal funding rate and any potential changes to that rate may have an adverse effect on the terms of the notes and any secondary market prices of the notes. For additional information, see "Selected Risk Considerations — Risks Relating to the Estimated Value and Secondary Market Prices of the Notes — The Estimated Value of the Notes Is Derived by Reference to an Internal Funding Rate" in this pricing supplement.

The value of the derivative or derivatives underlying the economic terms of the notes is derived from internal pricing models of our affiliates. These models are dependent on inputs such as the traded market prices of comparable derivative instruments and on various other inputs, some of which are market-observable, and which can include volatility, dividend rates, interest rates and other factors, as well as assumptions about future market events and/or environments. Accordingly, the estimated value of the notes is determined when the terms of the notes are set based on market conditions and other relevant factors and assumptions existing at that time.

The estimated value of the notes does not represent future values of the notes and may differ from others' estimates. Different pricing models and assumptions could provide valuations for the notes that are greater than or less than the estimated value of the notes. In addition, market conditions and other relevant factors in the future may change, and any assumptions may prove to be incorrect. On future dates, the value of the notes could change significantly based on, among other things, changes in market conditions, our or JPMorgan Chase & Co.'s creditworthiness, interest rate movements and other relevant factors, which may impact the price, if any, at which JPMS would be willing to buy notes from you in secondary market transactions.

The estimated value of the notes is lower than the original issue price of the notes because costs associated with selling, structuring and hedging the notes are included in the original issue price of the notes. These costs include the selling commissions, if any, paid to JPMS and other affiliated or unaffiliated dealers, the projected profits, if any, that our affiliates expect to realize for assuming risks inherent in hedging our obligations under the notes and the estimated cost of hedging our obligations under the notes. Because hedging our obligations entails risk and may be influenced by market forces beyond our control, this hedging may result in a profit that is more or less than expected, or it may result in a loss. A portion of the profits, if any, realized in hedging our obligations under the notes sold to brokerage accounts may be allowed to other affiliated or unaffiliated dealers, and we or one or more of our affiliates will retain any remaining hedging profits. See "Selected Risk Considerations — Risks Relating to the Estimated Value and Secondary Market Prices of the Notes — The Estimated Value of the Notes Is Lower Than the Original Issue Price (Price to Public) of the Notes" in this pricing supplement.

Secondary Market Prices of the Notes

For information about factors that will impact any secondary market prices of the notes, see “Risk Factors — Risks Relating to the Estimated Value and Secondary Market Prices of the Notes — Secondary market prices of the notes will be impacted by many economic and market factors” in the accompanying product supplement. In addition, we generally expect that some of the costs included in the original issue price of the notes will be partially paid back to you in connection with any repurchases of your notes by JPMS in an amount that will decline to zero over an initial predetermined period. These costs can include selling commissions, if any, projected hedging profits, if any, and, in some circumstances, estimated hedging costs and our internal secondary market funding rates for structured debt issuances. This initial predetermined time period is intended to be the shorter of six months and one-half of the stated term of the notes. The length of any such initial period reflects the structure of the notes, whether our affiliates expect to earn a profit in connection with our hedging activities, the estimated costs of hedging the notes and when these costs are incurred, as determined by our affiliates. See “Selected Risk Considerations — Risks Relating to the Estimated Value and Secondary Market Prices of the Notes — The Value of the Notes as Published by JPMS (and Which May Be Reflected on Customer Account Statements) May Be Higher Than the Then-Current Estimated Value of the Notes for a Limited Time Period” in this pricing supplement.

Supplemental Use of Proceeds

The notes are offered to meet investor demand for products that reflect the risk-return profile and market exposure provided by the notes. See “How the Notes Work” and “Hypothetical Payout Examples” in this pricing supplement for an illustration of the risk-return profile of the notes and “The Reference Stocks” in this pricing supplement for a description of the market exposure provided by the notes.

The original issue price of the notes is equal to the estimated value of the notes plus the selling commissions, if any, paid to JPMS and other affiliated or unaffiliated dealers, plus (minus) the projected profits (losses) that our affiliates expect to realize for assuming risks inherent in hedging our obligations under the notes, plus the estimated cost of hedging our obligations under the notes.

Supplemental Plan of Distribution

We expect that delivery of the notes will be made against payment for the notes on or about the Original Issue Date set forth on the front cover of this pricing supplement, which will be the third business day following the Pricing Date of the notes (this settlement cycle being referred to as “T+3”). Under Rule 15c6-1 of the Securities Exchange Act of 1934, as amended, trades in the secondary market generally are required to settle in two business days, unless the parties to that trade expressly agree otherwise. Accordingly, purchasers who wish to trade notes on any date prior to two business days before delivery will be required to specify an alternate settlement cycle at the time of any such trade to prevent a failed settlement and should consult their own advisors.

Validity of the Notes and the Guarantee

In the opinion of Davis Polk & Wardwell LLP, as special products counsel to JPMorgan Financial and JPMorgan Chase & Co., when the notes offered by this pricing supplement have been executed and issued by JPMorgan Financial and authenticated by the trustee pursuant to the indenture, and delivered against payment as contemplated herein, such notes will be valid and binding obligations of JPMorgan Financial and the related guarantee will constitute a valid and binding obligation of JPMorgan Chase & Co., enforceable in accordance with their terms, subject to applicable bankruptcy, insolvency and similar laws affecting creditors' rights generally, concepts of reasonableness and equitable principles of general applicability (including, without limitation, concepts of good faith, fair dealing and the lack of bad faith), *provided* that such counsel expresses no opinion as to (i) the effect of fraudulent conveyance, fraudulent transfer or similar provision of applicable law on the conclusions expressed above or (ii) any provision of the indenture that purports to avoid the effect of fraudulent conveyance, fraudulent transfer or similar provision of applicable law by limiting the amount of JPMorgan Chase & Co.'s obligation under the related guarantee. This opinion is given as of the date hereof and is limited to the laws of the State of New York, the General Corporation Law of the State of Delaware and the Delaware Limited Liability Company Act. In addition, this opinion is subject to customary assumptions about the trustee's authorization, execution and delivery of the indenture and its authentication of the notes and the validity, binding nature and enforceability of the indenture with respect to the trustee, all as stated in the letter of such counsel dated February 26, 2020, which was filed as an exhibit to the Registration Statement on Form S-3 by JPMorgan Financial and JPMorgan Chase & Co. on February 26, 2020.

PS-15 | Structured Investments

Auto Callable Contingent Interest Notes Linked to the Least Performing of the Class A Common Stock of GoodRx Holdings, Inc., the Common Stock of General Motors Company and the Common Stock of The Boeing Company

J.P.Morgan

Additional Terms Specific to the Notes

You should read this pricing supplement together with the accompanying prospectus, as supplemented by the accompanying prospectus supplement relating to our Series A medium-term notes of which these notes are a part, and the more detailed information contained in the accompanying product supplement. This pricing supplement, together with the documents listed below, contains the terms of the notes and supersedes all other prior or contemporaneous oral statements as well as any other written materials including preliminary or indicative pricing terms, correspondence, trade ideas, structures for implementation, sample structures, fact sheets, brochures or other educational materials of ours. ***This pricing supplement amends and restates and supersedes the original pricing supplement related hereto dated September 30, 2021 in its entirety. You should not rely on the original pricing supplement related hereto dated September 30, 2021 in making your decision to invest in the notes.*** You should carefully consider, among other things, the matters set forth in the "Risk Factors" sections of the accompanying prospectus supplement and the accompanying product supplement, as the notes involve risks not associated with conventional debt securities. We urge you to consult your investment, legal, tax, accounting and other advisers before you invest in the notes.

You may access these documents on the SEC website at www.sec.gov as follows (or if such address has changed, by reviewing our filings for the relevant date on the SEC website):

- Product supplement no. 4-II dated November 4, 2020:
http://www.sec.gov/Archives/edgar/data/19617/000095010320021467/crt_dp139322-424b2.pdf
- Prospectus supplement and prospectus, each dated April 8, 2020:
http://www.sec.gov/Archives/edgar/data/19617/000095010320007214/crt_dp124361-424b2.pdf

Our Central Index Key, or CIK, on the SEC website is 1665650, and JPMorgan Chase & Co.'s CIK is 19617. As used in this pricing supplement, "we," "us" and "our" refer to JPMorgan Financial.

PS-16 | Structured Investments
Auto Callable Contingent Interest Notes Linked to the Least Performing of the Class A
Common Stock of GoodRx Holdings, Inc., the Common Stock of General Motors
Company and the Common Stock of The Boeing Company

J.P.Morgan