



JPMorgan Chase & Co.  
\$  
Principal Protected Notes Linked to the Dow Jones – AIG  
Commodity Index<sup>SM</sup> due January 29, 2010

General

- Senior unsecured obligations of JPMorgan Chase & Co. maturing January 29, 2010 (subject to certain market disruption events).
- Cash payment at maturity of principal plus the Additional Amount, as described below.
- Minimum denominations of \$1,000 and integral multiples thereof.
- The notes are expected to price on or about January 26, 2006 and are expected to settle on or about January 31, 2006.

Key Terms

Index:	The Dow Jones – AIG Commodity Index <sup>SM</sup> (the “Index”)
Payment at Maturity:	At maturity, you will receive a cash payment, for each \$1,000 principal amount note, of \$1,000 plus the Additional Amount, which may be zero.
Additional Amount:	The Additional Amount per \$1,000 principal amount note paid at maturity will equal \$1,000 x the Index Return x the Participation Rate; <i>provided</i> that the Additional Amount will not be less than zero.
Participation Rate:	At least 100%. The actual Participation Rate will be determined on the pricing date and will not be less than 100%.
Index Return:	$\frac{\text{Ending Index Level} - \text{Initial Index Level}}{\text{Initial Index Level}}$
Initial Index Level:	The Index closing level on the pricing date, which is expected to be on or about January 26, 2006.
Ending Index Level:	The Index Closing Level on the Observation Date.
Observation Date:	January 26, 2010*
Maturity Date:	January 29, 2010*

\*Subject to postponement in the event of a market disruption event and as described under “Description of Notes – Payment at Maturity” in the accompanying product supplement no. 1-II.

**Investing in the Principal Protected Notes involves a number of risks. See “Risk Factors” beginning on page PS-5 of the accompanying product supplement no. 1-II and “Selected Risk Considerations” beginning on page TS-1 of this term sheet.**

JPMorgan Chase & Co. has filed a registration statement (including a prospectus, as supplemented by a prospectus supplement and product supplement no. 1-II) with the Securities and Exchange Commission, or SEC, for the offering to which this term sheet relates. Before you invest, you should read the prospectus in that registration statement, each prospectus supplement, product supplement no. 1-II and any other documents relating to this offering that JPMorgan Chase & Co. has filed with the SEC for more complete information about JPMorgan Chase & Co. and this offering. You may get these documents without cost by visiting EDGAR on the SEC Web site at [www.sec.gov](http://www.sec.gov). Alternatively, JPMorgan Chase & Co., any agent or any dealer participating in this offering will arrange to send you the prospectus, each prospectus supplement, product supplement no. 1-II and this term sheet if you so request by calling toll-free 866-535-9248 or sending an email to [jpmorgan@adcord.com](mailto:jpmorgan@adcord.com).

You may revoke your offer to purchase the notes at any time prior to the time at which we accept such offer by notifying the applicable agent. We reserve the right to change the terms of, or reject any offer to purchase the notes prior to their issuance. In the event of any changes to the terms of the notes, we will notify you and you will be asked to accept such changes in connection with your purchase. You may also choose to reject such changes in which case we may reject your offer to purchase.

Neither the Securities and Exchange Commission nor any state securities commission has approved or disapproved of the notes or passed upon the accuracy or the adequacy of this term sheet or the accompanying prospectus supplements and prospectus. Any representation to the contrary is a criminal offense.

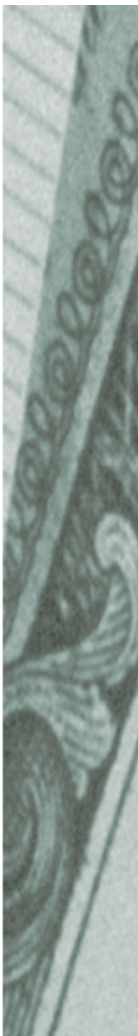
	Price to Public	JPMSI's Commission (1)	Proceeds to Us
Per note	\$	\$	\$
Total	\$	\$	\$

- (1) If the notes priced today, J.P. Morgan Securities Inc., whom we refer to as JPMSI, acting as agent for JPMorgan Chase & Co., would receive a commission of approximately \$42.00 per \$1,000 principal amount note and would use a portion of that commission to pay selling concessions to other dealers of not more than \$22.50 per \$1,000 principal amount note. The actual commission received by JPMSI may be more or less than \$42.00 and will depend on market conditions on the pricing date. In no event will the commission received by JPMSI, which includes concessions to be paid to other dealers, exceed \$70.00 per \$1,000 principal amount note. See "Underwriting" beginning on page PS-30 of the accompanying product supplement no. 1-II.

*The notes are not bank deposits and are not insured by the Federal Deposit Insurance Corporation or any other governmental agency, nor are they obligations of, or guaranteed by, a bank.*

**JPMorgan**

January 3, 2006



#### ADDITIONAL TERMS SPECIFIC TO THE NOTES

You should read this term sheet together with the prospectus dated December 1, 2005, as supplemented by the prospectus supplement dated December 1, 2005 relating to our Series E medium-term notes of which these notes are a part, and the more detailed information contained in product supplement no. 1-II dated December 30, 2005. You should carefully consider, among other things, the matters set forth in “Risk Factors” in the accompanying product supplement no. 1-II, as the notes involve risks not associated with conventional debt securities. We urge you to consult your investment, legal, tax, accounting and other advisers before you invest in the notes.

You may access these documents on the SEC Web site at [www.sec.gov](http://www.sec.gov) as follows (or if such address has changed, by reviewing our filings for the relevant date on the SEC Web site):

- Product supplement no. 1-II dated December 30, 2005:  
[http://www.sec.gov/Archives/edgar/data/19617/000089109205002676/e23093pdf\\_424b2.pdf](http://www.sec.gov/Archives/edgar/data/19617/000089109205002676/e23093pdf_424b2.pdf)
- Prospectus supplement dated December 1, 2005:  
[http://www.sec.gov/Archives/edgar/data/19617/000089109205002390/e22885\\_424b2.txt](http://www.sec.gov/Archives/edgar/data/19617/000089109205002390/e22885_424b2.txt)
- Prospectus dated December 1, 2005:  
[http://www.sec.gov/Archives/edgar/data/19617/000089109205002389/e22923\\_base.txt](http://www.sec.gov/Archives/edgar/data/19617/000089109205002389/e22923_base.txt)

As used in this term sheet, the “Company,” “we,” “us,” or “our” refers to JPMorgan Chase & Co.

#### Selected Purchase Considerations

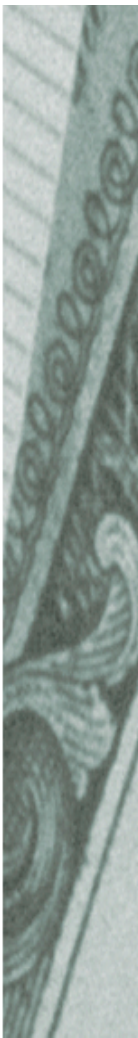
- **PRESERVATION OF CAPITAL AT MATURITY** — You will receive at least 100% of the principal amount of your notes if you hold the notes to maturity, regardless of the performance of the Index.
- **APPRECIATION POTENTIAL** — At maturity, in addition to your principal, for each \$1,000 principal amount note you will receive a payment equal to \$1,000 x the Index Return x 100%<sup>†</sup> (the Participation Rate); *provided* that this payment (the Additional Amount) will not be less than zero.  
<sup>†</sup> The actual Participation Rate will be determined on the pricing date and will be at least 100%.
- **DIVERSIFICATION OF THE DOW JONES – AIG COMMODITY INDEX<sup>SM</sup>** — The Index is composed of exchange-traded futures contracts on physical commodities and is designed to be a highly liquid and diversified benchmark for commodities as an asset class. Its component weightings are determined primarily based on liquidity data, which is the relative amount of

trading activity of a particular commodity. See “The Dow Jones — AIG Commodity Index<sup>SM</sup>” in the accompanying product supplement no. 1-II for additional information about the Index.

- **TAXED AS CONTINGENT PAYMENT DEBT INSTRUMENTS** — You should review carefully the section “Certain U.S. Federal Income Tax Consequences” in the accompanying product supplement no. 1-II. Subject to the limitations described therein, and based on certain factual representations received from us, in the opinion of our special tax counsel, Davis Polk & Wardwell, the notes will be treated for U.S. federal income tax purposes as “contingent payment debt instruments.” You will generally be required to recognize interest income in each year at the “comparable yield,” as determined by us, although we will not make any payments to you prior to the maturity of the notes. Generally, amounts received at maturity in excess of your basis will be treated as additional interest income while any loss will be treated as an ordinary loss, which will be deductible against other income (e.g., employment and interest income).
- **COMPARABLE YIELD AND PROJECTED PAYMENT SCHEDULE** — We will determine the comparable yield for the notes and will provide such comparable yield, and the related projected payment schedule, in the final term sheet or pricing supplement for the notes, which we will file with the SEC. If the notes had priced on December 30, 2005 and we had determined the comparable yield on that date, it would have been an annual rate of 4.99%, compounded semi-annually. The actual comparable yield that we will determine for the notes may be more or less than 4.99%, and will depend upon a variety of factors, including actual market conditions and our borrowing costs for debt instruments of comparable maturities. **Neither the comparable yield nor the projected payment schedule constitutes a representation by us regarding the actual amount, if any, that we will pay on the notes.**

#### Selected Risk Considerations

An investment in the notes involves significant risks. Investing in the notes is not equivalent to investing directly in the Index or any of the commodities underlying the Index. These risks are explained in more detail in the “Risk Factors” section of the accompanying product supplement no. 1-II dated December 30, 2005.



- **MARKET RISK** — The return on the notes at maturity is linked to the performance of the Index, and will depend on whether, and the extent to which, the Index Return is positive. YOU WILL RECEIVE NO MORE THAN THE FULL PRINCIPAL AMOUNT OF YOUR NOTES AT MATURITY IF THE INDEX RETURN IS ZERO OR NEGATIVE.
- **THE NOTES MAY NOT PAY AS MUCH AS AN INVESTMENT IN THE INDIVIDUAL COMMODITY FUTURES CONTRACTS** — You may receive a lower payment at maturity than you would have received if you had invested in the Index or the individual commodity futures contracts constituting the Index. If the Ending Index Level does not exceed the Initial Index Level, the Additional Amount will be zero. This will be true even if the value of the Index was higher than the Initial Index Level at some time during the life of the notes but falls to or below the Initial Index Level on the Observation Date.
- **NO INTEREST PAYMENTS OR RIGHTS IN THE EXCHANGE-TRADED FUTURES CONTRACTS** — As a holder of the notes, you will not receive any interest payments, and you will not have any rights that holders of the exchange-traded futures contracts on the commodities underlying the Index have.
- **CERTAIN BUILT-IN COSTS ARE LIKELY TO ADVERSELY AFFECT THE VALUE OF THE NOTES PRIOR TO MATURITY** — While the payment at maturity described in this term sheet is based on the full principal amount of your notes, the original issue price of the notes includes the agent's commission and the cost of hedging our obligations under the notes through one or more of our affiliates. As a result, the price, if any, at which JPMSI will be willing to purchase notes from you in secondary market transactions, if at all, will likely be lower than the original issue price and any sale prior to the maturity date could result in a substantial loss to you. YOU SHOULD BE WILLING TO HOLD YOUR NOTES TO MATURITY.
- **LACK OF LIQUIDITY** — The notes will not be listed on any securities exchange. JPMSI intends to offer to purchase the notes in the secondary market but is not required to do so. Even if there is a secondary market, it may not provide enough liquidity to allow you to trade or sell the notes easily. Because other dealers are not likely to make a secondary market for the notes, the price at which you may be able to trade your notes is likely to depend on the price, if any, at which JPMSI is willing to buy the notes. If you are an employee of JPMorgan Chase & Co. or one of our affiliates, you may not be able to purchase the notes from us and your ability to sell or trade the notes in the secondary market may be limited.

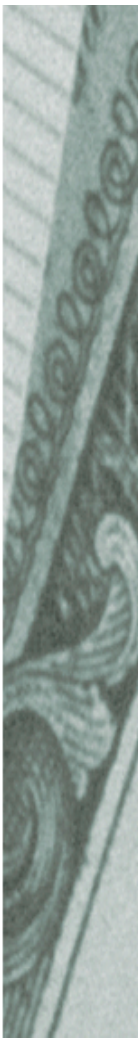
- **POTENTIAL CONFLICTS** — We and our affiliates play a variety of roles in connection with the issuance of the notes, including acting as calculation agent and hedging our obligations under the notes. In performing these duties, the economic interests of the calculation agent and other affiliates of ours are potentially adverse to your interests as an investor in the notes.
- **JPMORGAN CREDIT RISK** — Because the notes are our senior unsecured obligations, payment of any amount at maturity is subject to our ability to pay our obligations as they become due.

Sensitivity Analysis — Hypothetical Payment at Maturity for Each \$1,000 Principal Amount Note

The table below illustrates the payment at maturity (including, where relevant, the payment of the Additional Amount) for a \$1,000 principal amount note for a hypothetical range of performance for the Index Return from -80% to +80% and assumes an Initial Index Level of 170 and a participation rate of 100%. The following results are based solely on the hypothetical example cited. You should consider carefully whether the notes are suitable to your investment goals. The numbers appearing in the table below have been rounded for ease of analysis.

Ending Index Level	Index Return	Index Return x Participation Rate (100%)	Additional Amount		Principal		Payment at Maturity
306	80%	80%	\$800	+	\$1,000	=	\$1,800
272	60%	60%	\$600	+	\$1,000	=	\$1,600
238	40%	40%	\$400	+	\$1,000	=	\$1,400
204	20%	20%	\$200	+	\$1,000	=	\$1,200
187	10%	10%	\$100	+	\$1,000	=	\$1,100
<b>170</b>	<b>0%</b>	<b>0%</b>	<b>\$0</b>	<b>+</b>	<b>\$1,000</b>	<b>=</b>	<b>\$1,000</b>
153	-10%	0%	\$0	+	\$1,000	=	\$1,000
136	-20%	0%	\$0	+	\$1,000	=	\$1,000
102	-40%	0%	\$0	+	\$1,000	=	\$1,000
68	-60%	0%	\$0	+	\$1,000	=	\$1,000
34	-80%	0%	\$0	+	\$1,000	=	\$1,000





#### Hypothetical Examples of Amounts Payable At Maturity

The following examples illustrate how the total returns set forth in the table above are calculated.

**Example 1: The level of the Index increases from the Initial Index Level to an Ending Index Level of 204.** Because the Ending Index Level of 204 is greater than the Initial Index Level, the Additional Amount is equal to \$200 and the final payment at maturity is equal to \$1,200 per \$1,000 principal amount note.

Payment at maturity per \$1,000 principal amount note =  $\$1,000 + (\$1,000 \times [(204-170)/170] \times 100\%) = \$1,200$

**Example 2: The level of the Index decreases from the Initial Index Level to an Ending Index Level of 68.** Because the Ending Index Level of 68 is lower than the Initial Index Level, the final payment per \$1,000 principal amount note at maturity is the principal amount of \$1,000.

**Example 3: The level of the Index increases from the Initial Index Level to an Ending Index Level of 187.** Because the Ending Index Level of 187 is greater than the Initial Index Level, the Additional Amount is equal to \$100 and the final payment at maturity is equal to \$1,100 per \$1,000 principal amount note.

Payment at maturity per \$1,000 principal amount note =  $\$1,000 + (\$1,000 \times [(187-170)/170] \times 100\%) = \$1,100$

#### Historical Information

The following graph shows the weekly performance of the Index from January 1, 2001 through December 30, 2005. The Index closing level on December 30, 2005 was 171.15. We obtained the Index closing levels below from Bloomberg Financial Markets, and accordingly, make no representation or warranty as to their accuracy or completeness. The historical levels of the Index should not be taken as an indication of future performance, and no assurance can be given as to the closing level of the Index on the Observation Date. We cannot give you assurance that the performance of the Index will result in a payment at maturity of more than the principal amount of your notes.

Historical Performance of the DJ-AIG Commodity Index



Source: Bloomberg



