



JPMorgan Chase Financial Company LLC

Structured Investments

\$2,981,000

Yield Notes Linked to the Least Performing of the S&P 500® Index, the Russell 2000® Index and the EURO STOXX 50® Index due February 15, 2018

Fully and Unconditionally Guaranteed by JPMorgan Chase & Co.

- The notes are designed for investors who seek a higher interest rate than the yield on a conventional debt security with the same maturity issued by us. The notes will pay 4.25% interest over the term of the notes, payable at a rate of 0.425% per month.
- Investors in the notes should be willing to accept the risk of losing some or all of their principal and be willing to forgo dividend payments, in exchange for Interest Payments.
- The notes are unsecured and unsubordinated obligations of JPMorgan Chase Financial Company LLC, which we refer to as JPMorgan Financial, the payment on which is fully and unconditionally guaranteed by JPMorgan Chase & Co. **Any payment on the notes is subject to the credit risk of JPMorgan Financial, as issuer of the notes, and the credit risk of JPMorgan Chase & Co., as guarantor of the notes.**
- Payments on the notes are not linked to a basket composed of the Indices. Payments on the notes are linked to the performance of each of the Indices individually, as described below.
- Minimum denominations of \$1,000 and integral multiples thereof
- The notes priced on April 13, 2017 (the "Pricing Date") and are expected to settle on or about April 19, 2017. **The Strike Value of each Index has been determined by reference to the closing level of that Index on April 11, 2017 and not by reference to the closing level of that Index on the Pricing Date.**
- CUSIP: 46646Q5R2

Investing in the notes involves a number of risks. See "Risk Factors" beginning on page PS-10 of the accompanying product supplement, "Risk Factors" beginning on page US-2 of the accompanying underlying supplement and "Selected Risk Considerations" beginning on page PS-3 of this pricing supplement.

Neither the Securities and Exchange Commission (the "SEC") nor any state securities commission has approved or disapproved of the notes or passed upon the accuracy or the adequacy of this pricing supplement or the accompanying product supplement, underlying supplement, prospectus supplement and prospectus. Any representation to the contrary is a criminal offense.

	Price to Public (1)	Fees and Commissions (2)	Proceeds to Issuer
Per note	\$1,000	\$4.9312	\$995.0688
Total	\$2,981,000	\$14,700	\$2,966,300

(1) See "Supplemental Use of Proceeds" in this pricing supplement for information about the components of the price to public of the notes.

(2) J.P. Morgan Securities LLC, which we refer to as JPMS, acting as agent for JPMorgan Financial, will pay all of the selling commissions it receives from us to other affiliated or unaffiliated dealers. These selling commissions will vary and will be up to \$5.00 per \$1,000 principal amount note. See "Plan of Distribution (Conflicts of Interest)" in the accompanying product supplement.

The estimated value of the notes, when the terms of the notes were set, was \$986.80 per \$1,000 principal amount note. See "The Estimated Value of the Notes" in this pricing supplement for additional information.

The notes are not bank deposits, are not insured by the Federal Deposit Insurance Corporation or any other governmental agency and are not obligations of, or guaranteed by, a bank.

Key Terms

Issuer: JPMorgan Chase Financial Company LLC

Guarantor: JPMorgan Chase & Co.

Indices: The S&P 500® Index (Bloomberg ticker: SPX), the Russell 2000® Index (Bloomberg ticker: RTY) and the EURO STOXX 50® Index (Bloomberg ticker: SX5E)

Interest Payments: You will receive on each Interest Payment Date for each \$1,000 principal amount note an Interest Payment equal to \$4.25 (equivalent to an Interest Rate of 4.25% over the term of the notes, payable at a rate of 0.425% per month).

Interest Rate: 4.25% over the term of the notes, payable at a rate of 0.425% per month

Trigger Value: With respect to each Index, 65.00% of its Strike Value, which was 1,529.957 for the S&P 500® Index, 895.0149 for the Russell 2000® Index and 2,255.526 for the EURO STOXX 50® Index

Strike Date: April 11, 2017

Pricing Date: April 13, 2017

Original Issue Date (Settlement Date): On or about April 19, 2017

Interest Payment Dates*: May 16, 2017, June 15, 2017, July 14, 2017, August 16, 2017, September 14, 2017, October 16, 2017, November 16, 2017, December 14, 2017, January 17, 2018 and the Maturity Date

Observation Date*: February 12, 2018

Maturity Date*: February 15, 2018

* Subject to postponement in the event of a market disruption event and as described under “General Terms of Notes — Postponement of a Determination Date — Notes Linked to Multiple Underlyings” and “General Terms of Notes — Postponement of a Payment Date” in the accompanying product supplement

Payment at Maturity:

If (i) the Final Value of each Index is greater than or equal to its Strike Value or (ii) a Trigger Event has not occurred, you will receive a cash payment at maturity, for each \$1,000 principal amount note, equal to (a) \$1,000 *plus* (b) the Interest Payment applicable to the Maturity Date.

If (i) the Final Value of any Index is less than its Strike Value and (ii) a Trigger Event has occurred, your payment at maturity per \$1,000 principal amount note, in addition to the Interest Payment applicable to the Maturity Date, will be calculated as follows:

$$\$1,000 + (\$1,000 \times \text{Least Performing Index Return})$$

If (i) the Final Value of any Index is less than its Strike Value and (ii) a Trigger Event has occurred, you will lose some or all of your principal amount at maturity.

Trigger Event: A Trigger Event occurs if, on any day during the Monitoring Period, the closing level of any Index is less than its Trigger Value.

Monitoring Period: The period from but excluding the Pricing Date to and including the Observation Date

Least Performing Index: The Index with the Least Performing Index Return

Least Performing Index Return: The lowest of the Index Returns of the Indices

Index Return:

With respect to each Index,

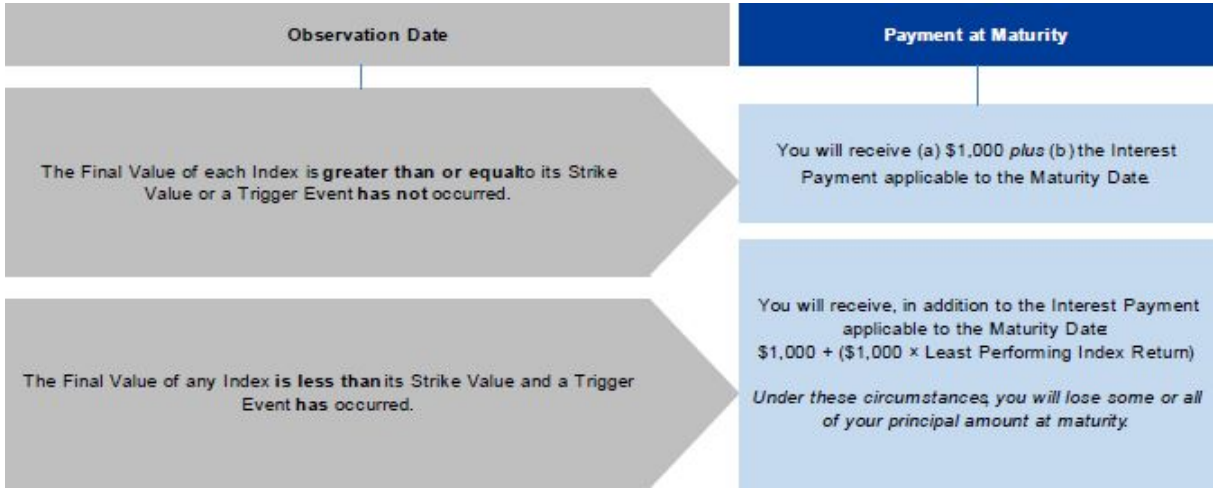
$$\frac{(\text{Final Value} - \text{Strike Value})}{\text{Strike Value}}$$

Strike Value: With respect to each Index, the closing level of that Index on the Strike Date, which was 2,353.78 for the S&P 500® Index, 1,376.946 for the Russell 2000® Index and 3,470.04 for the EURO STOXX 50® Index.

The Strike Value of each Index is *not* the closing level of that Index on the Pricing Date.

Final Value: With respect to each Index, the closing level of that Index on the Observation Date

Payment at Maturity



Total Interest Payments

The total Interest Payments per \$1,000 principal amount note over the term of the notes based on the Interest Rate of 5.10% per annum is \$42.50.

Hypothetical Payout Examples

The following examples illustrate payments on the notes linked to three hypothetical Indices, assuming a range of performances for the hypothetical Least Performing Index on the Observation Date.

In addition, the hypothetical payments set forth below assume the following:

- a Strike Value for the Least Performing Index of 100.00;
- a Trigger Value for the Least Performing Index of 65.00 (equal to 65.00% of its hypothetical Strike Value); and
- an Interest Rate of 4.25% over the term of the notes (payable at a rate of 0.425% per month).

The hypothetical Strike Value of the Least Performing Index of 100.00 has been chosen for illustrative purposes only and does not represent the actual Strike Value of any Index. The actual Strike Value of each Index is the closing level of that Index on the Strike Date and is specified under “Key Terms — Strike Value” in this pricing supplement. For historical data regarding the actual closing levels of each Index, please see the historical information set forth under “The Indices” in this pricing supplement.

Each hypothetical payment set forth below is for illustrative purposes only and may not be the actual payment applicable to a purchaser of the notes. The numbers appearing in the following examples have been rounded for ease of analysis.

Example 1 — The Final Value of the Least Performing Index is greater than or equal to its Strike Value and a Trigger Event has occurred.

Date	Closing Level of Least Performing Index	
Observation Date	105.00	Final Value of Least Performing Index is greater than its Strike Value
	Total Payment	\$1,042.50 (4.25% return)

Because the Final Value of the Least Performing Index is greater than or equal to its Strike Value, even though a Trigger Event has occurred, the payment at maturity, for each \$1,000 principal amount note, will be \$1,004.25 (or \$1,000 plus the Interest Payment applicable to the Maturity Date). When added to the Interest Payments received with respect to the prior Interest Payment Dates, the total amount paid, for each \$1,000 principal amount note, is \$1,042.50.

Example 2 — The Final Value of the Least Performing Index is less than its Strike Value and a Trigger Event has NOT occurred.

Date	Closing Level of Least Performing Index	
Observation Date	70.00	Final Value of Least Performing Index is less than its Strike Value
Total Payment		\$1,042.50 (4.25% return)

Because a Trigger Event has not occurred, even though the Final Value of the Least Performing Index is less than its Strike Value, the payment at maturity, for each \$1,000 principal amount note, will be \$1,004.25 (or \$1,000 *plus* the Interest Payment applicable to the Maturity Date). When added to the Interest Payments received with respect to the prior Interest Payment Dates, the total amount paid, for each \$1,000 principal amount note, is \$1,042.50.

Example 3 — The Final Value of the Least Performing Index is less than its Strike Value and a Trigger Event has occurred.

Date	Closing Level of Least Performing Index	
Observation Date	50.00	Final Value of Least Performing Index is less than its Strike Value
Total Payment		\$542.50 (-45.75% return)

Because the Final Value of the Least Performing Index is less than its Strike Value, a Trigger Event has occurred and the Least Performing Index Return is -50.00%, the payment at maturity will be \$504.25 per \$1,000 principal amount note, calculated as follows:

$\$1,000 + [\$1,000 \times (-50.00\%)] + \$4.25 = 504.25$

When added to the Interest Payments received with respect to the prior Interest Payment Dates, the total amount paid, for each \$1,000 principal amount note, is \$542.50.

The hypothetical returns and hypothetical payments on the notes shown above apply **only if you hold the notes for their entire term**. These hypotheticals do not reflect the fees or expenses that would be associated with any sale in the secondary market. If these fees and expenses were included, the hypothetical returns and hypothetical payments shown above would likely be lower.

Selected Risk Considerations

An investment in the notes involves significant risks. These risks are explained in more detail in the “Risk Factors” sections of the accompanying product supplement and underlying supplement.

· **YOUR INVESTMENT IN THE NOTES MAY RESULT IN A LOSS —**

The notes do not guarantee any return of principal. If (i) the Final Value of any Index is less than its Strike Value and (ii) a Trigger Event has occurred, you will lose 1% of the principal amount of your notes for every 1% that the Final Value of the Least Performing Index is less than its Strike Value. Accordingly, under these circumstances, you will lose some or all of your principal amount at maturity.

· **CREDIT RISKS OF JPMORGAN FINANCIAL AND JPMORGAN CHASE & CO. —**

Investors are dependent on our and JPMorgan Chase & Co.’s ability to pay all amounts due on the notes. Any actual or potential change in our or JPMorgan Chase & Co.’s creditworthiness or credit spreads, as determined by the market for taking that credit risk, is likely to adversely affect the value of the notes. If we and JPMorgan Chase & Co. were to default on our payment obligations, you may not receive any amounts owed to you under the notes and you could lose your entire investment.

· **AS A FINANCE SUBSIDIARY, JPMORGAN FINANCIAL HAS NO INDEPENDENT OPERATIONS AND HAS LIMITED ASSETS —**

As a finance subsidiary of JPMorgan Chase & Co., we have no independent operations beyond the issuance and administration of our securities. Aside from the initial capital contribution from JPMorgan Chase & Co., substantially all of our assets relate to obligations of our affiliates to make payments under loans made by us or other intercompany agreements. As a result, we are dependent upon payments from our affiliates to meet our obligations under the notes. If these affiliates do not make payments to us and we fail to make payments on the notes, you may have to seek payment under the related guarantee by JPMorgan Chase & Co., and that guarantee will rank *pari passu* with all other unsecured and unsubordinated obligations of JPMorgan Chase & Co.

- **THE APPRECIATION POTENTIAL OF THE NOTES IS LIMITED TO THE SUM OF THE INTEREST PAYMENTS PAID OVER THE TERM OF THE NOTES,**
regardless of any appreciation in the level of any Index, which may be significant. You will not participate in any appreciation in the level of any Index.
- **POTENTIAL CONFLICTS —**
We and our affiliates play a variety of roles in connection with the notes. In performing these duties, our and JPMorgan Chase & Co.'s economic interests are potentially adverse to your interests as an investor in the notes. It is possible that hedging or trading activities of ours or our affiliates in connection with the notes could result in substantial returns for us or our affiliates while the value of the notes declines. Please refer to "Risk Factors — Risks Relating to Conflicts of Interest" in the accompanying product supplement.
- **JPMORGAN CHASE & CO. IS CURRENTLY ONE OF THE COMPANIES THAT MAKE UP THE S&P 500® INDEX,**
but JPMorgan Chase & Co. will not have any obligation to consider your interests in taking any corporate action that might affect the level of the S&P 500® Index.
- **YOU ARE EXPOSED TO THE RISK OF DECLINE IN THE LEVEL OF EACH INDEX —**
Payments on the notes are not linked to a basket composed of the Indices and are contingent upon the performance of each individual Index. Poor performance by any of the Indices over the term of the notes may negatively affect your payment at maturity and will not be offset or mitigated by positive performance by any other Index.
- **YOUR PAYMENT AT MATURITY WILL BE DETERMINED BY THE LEAST PERFORMING INDEX.**
- **THE BENEFIT PROVIDED BY THE TRIGGER VALUE MAY TERMINATE ON ANY DAY DURING THE MONITORING PERIOD —**
If, on any day during the Monitoring Period, the closing level of any Index is less than its Trigger Value (i.e., a Trigger Event occurs), the benefit provided by the Trigger Value will terminate and you will be fully exposed to any depreciation in the closing level of the Least Performing Index. You will be subject to this potential loss of principal even if that Index subsequently recovers such that the closing level of that Index is greater than or equal to its Trigger Value.
- **YOU WILL NOT RECEIVE DIVIDENDS ON THE SECURITIES INCLUDED IN ANY INDEX OR HAVE ANY RIGHTS WITH RESPECT TO THOSE SECURITIES.**
- **AN INVESTMENT IN THE NOTES IS SUBJECT TO RISKS ASSOCIATED WITH SMALL CAPITALIZATION STOCKS WITH RESPECT TO THE RUSSELL 2000® INDEX —**
Small capitalization companies may be less able to withstand adverse economic, market, trade and competitive conditions relative to larger companies. Small capitalization companies are less likely to pay dividends on their stocks, and the presence of a dividend payment could be a factor that limits downward stock price pressure under adverse market conditions.
- **NON-U.S. SECURITIES RISK WITH RESPECT TO THE EURO STOXX 50® INDEX —**
The equity securities included in the EURO STOXX 50® Index have been issued by non-U.S. companies. Investments in securities linked to the value of such non-U.S. equity securities involve risks associated with the securities markets in the home countries of the issuers of those non-U.S. equity securities. Also, there is generally less publicly available information about companies in some of these jurisdictions than there is about U.S. companies that are subject to the reporting requirements of the SEC.
- **NO DIRECT EXPOSURE TO FLUCTUATIONS IN FOREIGN EXCHANGE RATES WITH RESPECT TO THE EURO STOXX 50® INDEX —**
The value of your notes will not be adjusted for exchange rate fluctuations between the U.S. dollar and the currencies upon which the equity securities included in the EURO STOXX 50® Index are based, although any currency fluctuations could affect the performance of the EURO STOXX 50® Index.
- **THE RISK OF THE CLOSING LEVEL OF AN INDEX FALLING BELOW ITS TRIGGER VALUE IS GREATER IF THE LEVEL OF THAT INDEX IS VOLATILE.**
- **LACK OF LIQUIDITY —**
The notes will not be listed on any securities exchange. Accordingly, the price at which you may be able to trade your notes is likely to depend on the price, if any, at which JPMS is willing to buy the notes. You may not be able to sell your notes. The notes are not designed to be short-term trading instruments. Accordingly, you should be able and willing to hold your notes to maturity.

THE ESTIMATED VALUE OF THE NOTES IS LOWER THAN THE ORIGINAL ISSUE PRICE (PRICE TO PUBLIC) OF THE NOTES —

The estimated value of the notes is only an estimate determined by reference to several factors. The original issue price of the notes exceeds the estimated value of the notes because costs associated with selling, structuring and hedging the notes are included in the original issue price of the notes. These costs include the selling commissions, the projected profits, if any, that our affiliates expect to realize for assuming risks inherent in hedging our obligations under the notes and the estimated cost of hedging our obligations under the notes. See “The Estimated Value of the Notes” in this pricing supplement.

THE ESTIMATED VALUE OF THE NOTES DOES NOT REPRESENT FUTURE VALUES OF THE NOTES AND MAY DIFFER FROM OTHERS’ ESTIMATES —

See “The Estimated Value of the Notes” in this pricing supplement.

THE ESTIMATED VALUE OF THE NOTES IS DERIVED BY REFERENCE TO AN INTERNAL FUNDING RATE —

The internal funding rate used in the determination of the estimated value of the notes is based on, among other things, our and our affiliates’ view of the funding value of the notes as well as the higher issuance, operational and ongoing liability management costs of the notes in comparison to those costs for the conventional fixed-rate debt of JPMorgan Chase & Co. The use of an internal funding rate and any potential changes to that rate may have an adverse effect on the terms of the notes and any secondary market prices of the notes. See “The Estimated Value of the Notes” in this pricing supplement.

THE VALUE OF THE NOTES AS PUBLISHED BY JPMS (AND WHICH MAY BE REFLECTED ON CUSTOMER ACCOUNT STATEMENTS) MAY BE HIGHER THAN THE THEN-CURRENT ESTIMATED VALUE OF THE NOTES FOR A LIMITED TIME PERIOD —

We generally expect that some of the costs included in the original issue price of the notes will be partially paid back to you in connection with any repurchases of your notes by JPMS in an amount that will decline to zero over an initial predetermined period. See “Secondary Market Prices of the Notes” in this pricing supplement for additional information relating to this initial period. Accordingly, the estimated value of your notes during this initial period may be lower than the value of the notes as published by JPMS (and which may be shown on your customer account statements).

SECONDARY MARKET PRICES OF THE NOTES WILL LIKELY BE LOWER THAN THE ORIGINAL ISSUE PRICE OF THE NOTES —

Any secondary market prices of the notes will likely be lower than the original issue price of the notes because, among other things, secondary market prices take into account our internal secondary market funding rates for structured debt issuances and, also, because secondary market prices (a) exclude selling commissions and (b) may exclude projected hedging profits, if any, and estimated hedging costs that are included in the original issue price of the notes. As a result, the price, if any, at which JPMS will be willing to buy the notes from you in secondary market transactions, if at all, is likely to be lower than the original issue price. Any sale by you prior to the Maturity Date could result in a substantial loss to you.

SECONDARY MARKET PRICES OF THE NOTES WILL BE IMPACTED BY MANY ECONOMIC AND MARKET FACTORS —

The secondary market price of the notes during their term will be impacted by a number of economic and market factors, which may either offset or magnify each other, aside from the selling commissions, projected hedging profits, if any, estimated hedging costs and the levels of the Indices. Additionally, independent pricing vendors and/or third party broker-dealers may publish a price for the notes, which may also be reflected on customer account statements. This price may be different (higher or lower) than the price of the notes, if any, at which JPMS may be willing to purchase your notes in the secondary market. See “Risk Factors — Risks Relating to the Estimated Value and Secondary Market Prices of the Notes — Secondary market prices of the notes will be impacted by many economic and market factors” in the accompanying product supplement.

The Indices

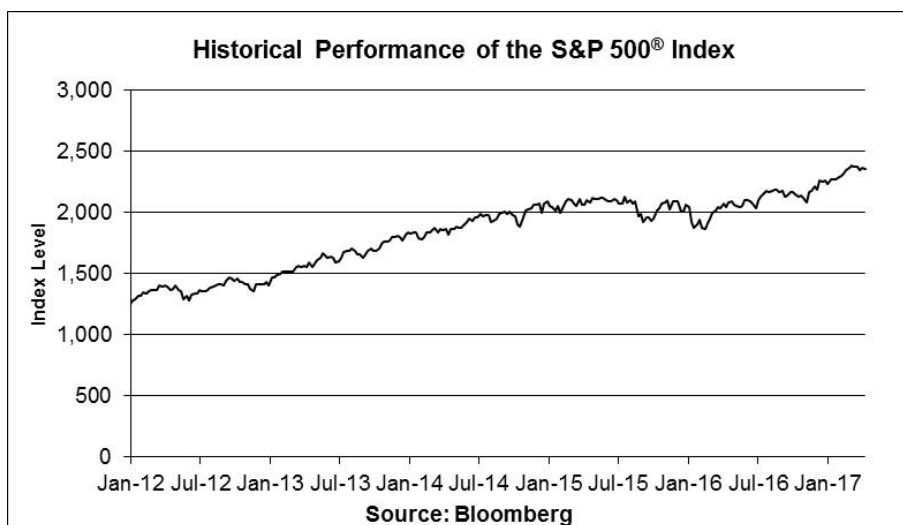
The S&P 500® Index consists of stocks of 500 companies selected to provide a performance benchmark for the U.S. equity markets. For additional information about the S&P 500® Index, see “Equity Index Descriptions — The S&P U.S. Indices” in the accompanying underlying supplement. The Russell 2000® Index consists of the middle 2,000 companies included in the Russell 3000E™ Index and, as a result of the index calculation methodology, consists of the smallest 2,000 companies included in the Russell 3000® Index. The Russell 2000® Index is designed to track the performance of the small capitalization segment of the U.S. equity market. For additional information about the Russell 2000® Index, see “Equity Index Descriptions — The Russell Indices” in the accompanying underlying supplement.

The EURO STOXX 50® Index consists of 50 component stocks of market sector leaders from within the Eurozone. The EURO STOXX 50® Index and STOXX are the intellectual property (including registered trademarks) of STOXX Limited, Zurich, Switzerland and/or its licensors (the “Licensors”), which are used under license. The notes based on the EURO STOXX 50® Index are in no way sponsored, endorsed, sold or promoted by STOXX Limited and its Licensors and neither STOXX Limited nor any of its Licensors shall have any liability with respect thereto. For additional information about the EURO STOXX 50® Index, see “Equity Index Descriptions — The EURO STOXX 50® Index” in the accompanying underlying supplement.

Historical Information

The following graphs set forth the historical performance of each Index based on the weekly historical closing levels from January 6, 2012 through April 7, 2017. The closing level of the S&P 500® Index on April 13, 2017 was 2,328.95. The closing level of the Russell 2000® Index on April 13, 2017 was 1,345.244. The closing level of the EURO STOXX 50® Index on April 13, 2017 was 3,448.26. We obtained the closing levels above and below from the Bloomberg Professional® service (“Bloomberg”), without independent verification.

The historical closing levels of each Index should not be taken as an indication of future performance, and no assurance can be given as to the closing level of any Index on the Observation Date or any day during the Monitoring Period. There can be no assurance that the performance of the Indices will result in the return of any of your principal amount.

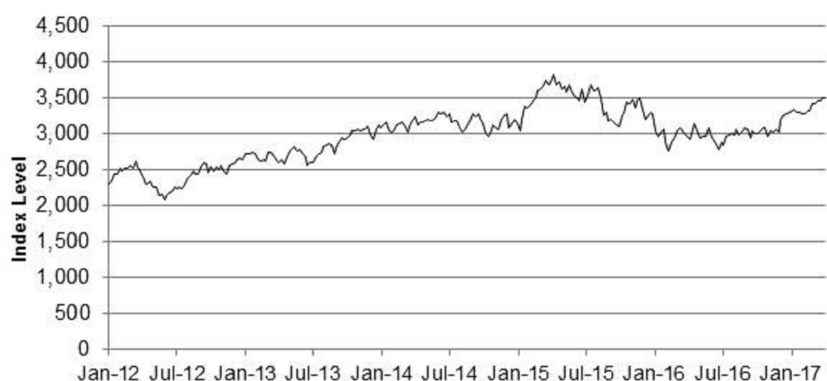


Historical Performance of the Russell 2000® Index



Source: Bloomberg

Historical Performance of the EURO STOXX 50® Index



Source: Bloomberg

Tax Treatment

You should review carefully the section entitled “Material U.S. Federal Income Tax Consequences” in the accompanying product supplement no. 4-I. Based on the advice of Davis Polk & Wardwell LLP, our special tax counsel, and on current market conditions, in determining our reporting responsibilities we intend to treat the notes for U.S. federal income tax purposes as units each comprising: (x) a cash-settled Put Option written by you that, in circumstances where the payment due at maturity is less than the principal amount (excluding accrued but unpaid interest), requires you to pay us an amount equal to that difference and (y) a Deposit of \$1,000 per \$1,000 principal amount note to secure your potential obligation under the Put Option, as more fully described in “Material U.S. Federal Income Tax Consequences — Tax Consequences to U.S. Holders — Notes Treated as Units Each Comprising a Put Option and a Deposit” in the accompanying product supplement, and in particular in the subsection thereof entitled “— Notes with a Term of Not More than One Year.” By purchasing the notes, you agree (in the absence of an administrative determination or judicial ruling to the contrary) to follow this treatment and the allocation described in the following paragraph. However, there are other reasonable treatments that the IRS or a court may adopt, in which case the timing and character of any income or loss on the notes could be materially and adversely affected. In addition, in 2007 Treasury and the IRS released a notice requesting comments on the U.S. federal income tax treatment of “prepaid forward contracts” and similar instruments. The notice focuses on a number of issues, the most relevant of which for investors in the notes are the character of income or loss (including whether the Put Premium might be currently included as ordinary income) and the degree, if any, to which income realized by non-U.S. investors should be subject to withholding tax. While it is not clear whether the notes would be viewed as similar to the typical prepaid forward contract described in

the notice, it is possible that any Treasury regulations or other guidance promulgated after consideration of these issues could materially and adversely affect the tax consequences of an investment in the notes, possibly with retroactive effect.

In determining our reporting responsibilities, we intend to treat approximately 28.04% of each Interest Payment as interest on the Deposit and the remainder as Put Premium. Assuming that the treatment of the notes as units each comprising a Put Option and a Deposit is respected, amounts treated as interest on the Deposit will be taxed as ordinary income, while the Put Premium will not be taken into account prior to sale or settlement.

Section 871(m) of the Code and Treasury regulations promulgated thereunder ("Section 871(m)") generally impose a 30% withholding tax (unless an income tax treaty applies) on dividend equivalents paid or deemed paid to Non-U.S. Holders with respect to certain financial instruments linked to U.S. equities or indices that include U.S. equities. Section 871(m) provides certain exceptions to this withholding regime, including for instruments linked to certain broad-based indices that meet requirements set forth in the applicable Treasury regulations (such as an index, a "Qualified Index"). Additionally, the applicable regulations exclude from the scope of Section 871(m) instruments issued in 2017 that do not have a delta of one with respect to underlying securities that could pay U.S.-source dividends for U.S. federal income tax purposes (each an "Underlying Security"). Based on certain determinations made by us, our special tax counsel is of the opinion that Section 871(m) should not apply to the notes with regard to Non-U.S. Holders. Our determination is not binding on the IRS, and the IRS may disagree with this determination. Section 871(m) is complex and its application may depend on your particular circumstances, including whether you enter into other transactions with respect to an Underlying Security. You should consult your tax adviser regarding the potential application of Section 871(m) to the notes.

Withholding under legislation commonly referred to as "FATCA" will apply to amounts treated as interest or other "fixed or determinable annual or periodical" income ("FDAP Income") for U.S. federal income tax purposes paid with respect to the notes. Under a recent IRS notice, withholding under FATCA will not apply to payments of gross proceeds (other than any amount treated as FDAP Income) of a taxable disposition, including a redemption at maturity, of the notes. You should consult your tax adviser regarding the potential application of FATCA to the notes.

You should consult your tax adviser regarding all aspects of the U.S. federal income tax consequences of an investment in the notes, including possible alternative treatments and the issues presented by the 2007 notice. Purchasers who are not initial purchasers of notes at the issue price should also consult their tax advisers with respect to the tax consequences of an investment in the notes, including possible alternative treatments, as well as the allocation of the purchase price of the notes between the Deposit and the Put Option.

The Estimated Value of the Notes

The estimated value of the notes set forth on the cover of this pricing supplement is equal to the sum of the values of the following hypothetical components: (1) a fixed-income debt component with the same maturity as the notes, valued using the internal funding rate described below, and (2) the derivative or derivatives underlying the economic terms of the notes. The estimated value of the notes does not represent a minimum price at which JPMS would be willing to buy your notes in any secondary market (if any exists) at any time. The internal funding rate used in the determination of the estimated value of the notes is based on, among other things, our and our affiliates' view of the funding value of the notes as well as the higher issuance, operational and ongoing liability management costs of the notes in comparison to those costs for the conventional fixed-rate debt of JPMorgan Chase & Co. For additional information, see "Selected Risk Considerations — The Estimated Value of the Notes Is Derived by Reference to an Internal Funding Rate" in this pricing supplement.

The value of the derivative or derivatives underlying the economic terms of the notes is derived from internal pricing models of our affiliates. These models are dependent on inputs such as the traded market prices of comparable derivative instruments and on various other inputs, some of which are market-observable, and which can include volatility, dividend rates, interest rates and other factors, as well as assumptions about future market events and/or environments. Accordingly, the estimated value of the notes is determined when the terms of the notes are set based on market conditions and other relevant factors and assumptions existing at that time.

The estimated value of the notes does not represent future values of the notes and may differ from others' estimates. Different pricing models and assumptions could provide valuations for the notes that are greater than or less than the estimated value of the notes. In addition, market conditions and other relevant factors in the future may change, and any assumptions may prove to be incorrect. On future dates, the value of the notes could change significantly based on, among other things, changes in market conditions, our or JPMorgan Chase & Co.'s creditworthiness, interest rate movements and other relevant factors, which may impact the price, if any, at which JPMS would be willing to buy notes from you in secondary market transactions.

The estimated value of the notes is lower than the original issue price of the notes because costs associated with selling, structuring and hedging the notes are included in the original issue price of the notes. These costs include the selling commissions paid to JPMS

and other affiliated or unaffiliated dealers, the projected profits, if any, that our affiliates expect to realize for assuming risks inherent in hedging our obligations under the notes and the estimated cost of hedging our obligations under the notes. Because hedging our obligations entails risk and may be influenced by market forces beyond our control, this hedging may result in a profit that is more or less than expected, or it may result in a loss. A portion of the profits, if any, realized in hedging our obligations under the notes may be allowed to other affiliated or unaffiliated dealers, and we or one or more of our affiliates will retain any remaining hedging profits. See “Selected Risk Considerations — The Estimated Value of the Notes Is Lower Than the Original Issue Price (Price to Public) of the Notes” in this pricing supplement.

Secondary Market Prices of the Notes

For information about factors that will impact any secondary market prices of the notes, see “Risk Factors — Risks Relating to the Estimated Value and Secondary Market Prices of the Notes — Secondary market prices of the notes will be impacted by many economic and market factors” in the accompanying product supplement. In addition, we generally expect that some of the costs included in the original issue price of the notes will be partially paid back to you in connection with any repurchases of your notes by JPMS in an amount that will decline to zero over an initial predetermined period. These costs can include projected hedging profits, if any, and, in some circumstances, estimated hedging costs and our internal secondary market funding rates for structured debt issuances. This initial predetermined time period is intended to be the shorter of six months and one-half of the stated term of the notes. The length of any such initial period reflects the structure of the notes, whether our affiliates expect to earn a profit in connection with our hedging activities, the estimated costs of hedging the notes and when these costs are incurred, as determined by our affiliates. See “Selected Risk Considerations — The Value of the Notes as Published by JPMS (and Which May Be Reflected on Customer Account Statements) May Be Higher Than the Then-Current Estimated Value of the Notes for a Limited Time Period” in this pricing supplement.

Supplemental Use of Proceeds

The notes are offered to meet investor demand for products that reflect the risk-return profile and market exposure provided by the notes. See “How the Notes Work” and “Hypothetical Payout Examples” in this pricing supplement for an illustration of the risk-return profile of the notes and “The Indices” in this pricing supplement for a description of the market exposure provided by the notes.

The original issue price of the notes is equal to the estimated value of the notes plus the selling commissions paid to JPMS and other affiliated or unaffiliated dealers, plus (minus) the projected profits (losses) that our affiliates expect to realize for assuming risks inherent in hedging our obligations under the notes, plus the estimated cost of hedging our obligations under the notes.

Validity of the Notes and the Guarantee

In the opinion of Davis Polk & Wardwell LLP, as special products counsel to JPMorgan Financial and JPMorgan Chase & Co., when the notes offered by this pricing supplement have been executed and issued by JPMorgan Financial and authenticated by the trustee pursuant to the indenture, and delivered against payment as contemplated herein, such notes will be valid and binding obligations of JPMorgan Financial and the related guarantee will constitute a valid and binding obligation of JPMorgan Chase & Co., enforceable in accordance with their terms, subject to applicable bankruptcy, insolvency and similar laws affecting creditors' rights generally, concepts of reasonableness and equitable principles of general applicability (including, without limitation, concepts of good faith, fair dealing and the lack of bad faith), *provided* that such counsel expresses no opinion as to the effect of fraudulent conveyance, fraudulent transfer or similar provision of applicable law on the conclusions expressed above. This opinion is given as of the date hereof and is limited to the laws of the State of New York, the General Corporation Law of the State of Delaware and the Delaware Limited Liability Company Act. In addition, this opinion is subject to customary assumptions about the trustee's authorization, execution and delivery of the indenture and its authentication of the notes and the validity, binding nature and enforceability of the indenture with respect to the trustee, all as stated in the letter of such counsel dated February 24, 2016, which was filed as an exhibit to the Registration Statement on Form S-3 by JPMorgan Financial and JPMorgan Chase & Co. on February 24, 2016.

Additional Terms Specific to the Notes

You should read this pricing supplement together with the accompanying prospectus, as supplemented by the accompanying prospectus supplement relating to our Series A medium-term notes of which these notes are a part, and the more detailed information contained in the accompanying product supplement and the accompanying underlying supplement. This pricing supplement, together with the documents listed below, contains the terms of the notes and supersedes all other prior or contemporaneous oral statements as well as any other written materials including preliminary or indicative pricing terms, correspondence, trade ideas, structures for implementation, sample structures, fact sheets, brochures or other educational materials of ours. You should carefully consider, among other things, the matters set forth in the “Risk Factors” sections of the accompanying product supplement and the accompanying underlying supplement, as the notes involve risks not associated with conventional debt securities. We urge you to consult your investment, legal, tax, accounting and other advisers before you invest in the notes.

You may access these documents on the SEC website at www.sec.gov as follows (or if such address has changed, by reviewing our filings for the relevant date on the SEC website):

- Product supplement no. 4-I dated April 15, 2016:
http://www.sec.gov/Archives/edgar/data/19617/000095010316012644/crt_dp64831-424b2.pdf
- Underlying supplement no. 1-I dated April 15, 2016:
http://www.sec.gov/Archives/edgar/data/19617/000095010316012649/crt-dp64909_424b2.pdf
- Prospectus supplement and prospectus, each dated April 15, 2016:
http://www.sec.gov/Archives/edgar/data/19617/000095010316012636/crt_dp64952-424b2.pdf

Our Central Index Key, or CIK, on the SEC website is 1665650, and JPMorgan Chase & Co.'s CIK is 19617. As used in this pricing supplement, “we,” “us” and “our” refer to JPMorgan Financial.

PS-10 | Structured Investments

Yield Notes Linked to the Least Performing of the S&P 500[®] Index, the Russell 2000[®] Index and the EURO STOXX 50[®] Index

J.P.Morgan
